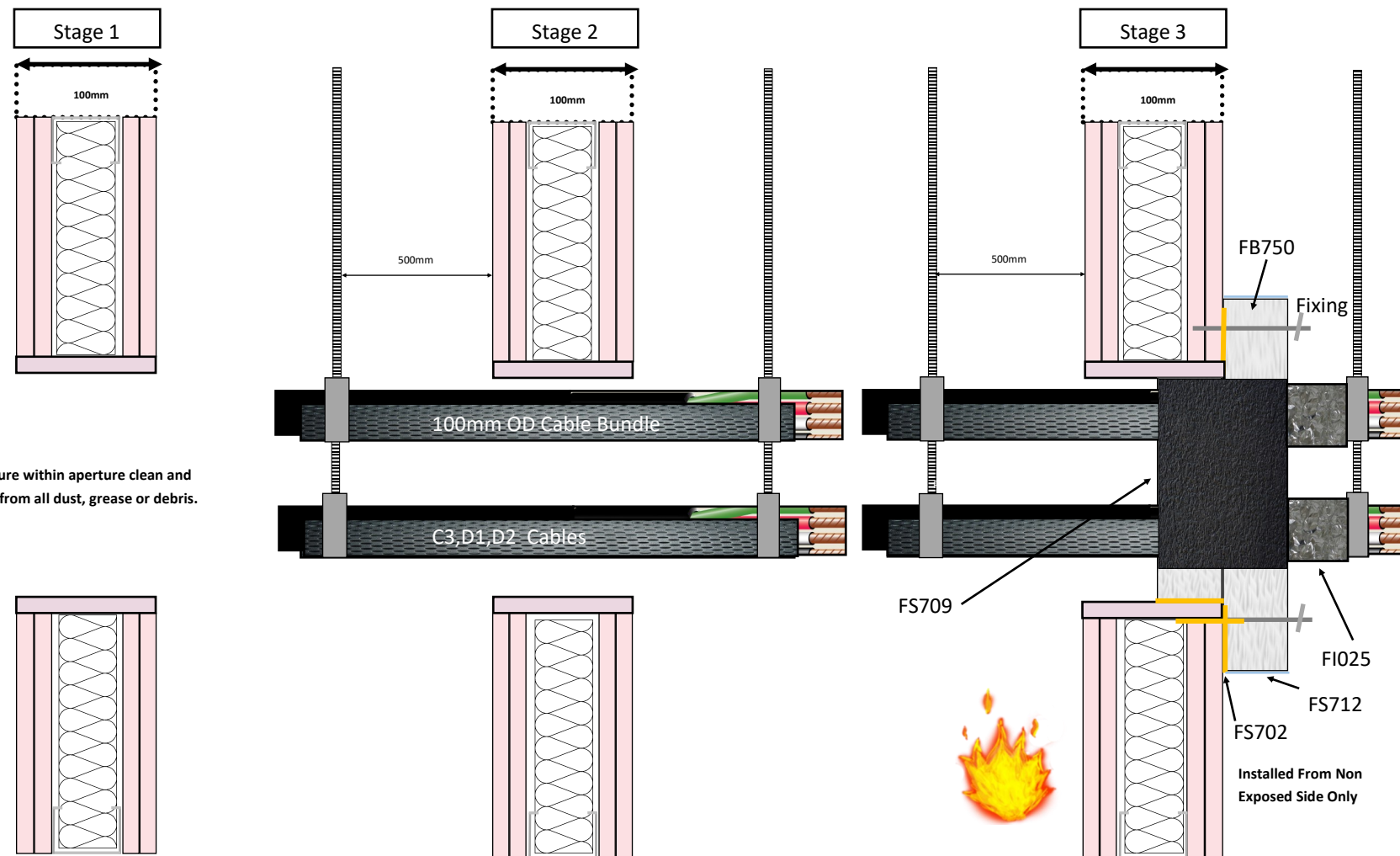


Wall Construction : 50x35mm Galvanised C section studs at nominal 600mm centres : 52x35mm U channel head and base track : 2 layers 12.5mm Fireboard Plasterboard to both faces.

Wall Insulation : 100kg/m3 Rock Mineral Fibre, locally removed by 100mm in all directions as required : Detail applicable to Insulated and non insulated partition of an equal or greater overall width.



Tested Detail

EN 1366-3 2009

Report No:WF510091

Seal Ref: A1+A2

Installed from a single side

Cables : 100mm Bundle F + C3,D1,D2

Cable Carriers :Steel

Dimensions : 500 x 60mm

Wall Classification :EN13501/2

Flexible / Rigid Walls 100mm +

Pipe End Condition :N/A

Seal Classification Fire from either side

EI 120 (Integrity and Insulation)

E 180 (Integrity Only)

I 120 (Insulation)

Products

Nullifire FB750 Intubatt

Nullifire FS702 Intumastic

Nullifire FS712 Intucoat

Nullifire FS709 HP

Nullifire FI025 1layer 1 Row

Nullifire

Maximum permitted opening size

1100 x 1100mm

Consult the relevant product ETA or Certification documents for full application instructions

Detail Drawn By : IOM

Failure to adhere to the information shown on this product application sheet or the use of alternative products, may render this detail as not fit for purpose. If Changes are required please contact the Nullifire Technical Department.

Application : FB750 : Compressed + Pattress :Overlap to Partition all sides 75mm : Bonded to Partition using FS 702 : Fixings 70mm PB Screws + 25mm Penny Washer at Max 200mm Centres : Max 50mm from Joints.

Application : FS709 : 580 x 180mm square opening within FB750 or Minimum 40mm annular space around : Depth of 709 = 100mm ((Full depth of FB750) No Backer required)) Wrap Service + Tray with FI025, 1 layer 1 row.

Application : FS712 : Using a paint brush : Make good any damage to FB750 face and coat all cut edges liberally. (Screws and Washers are not required to be coated)

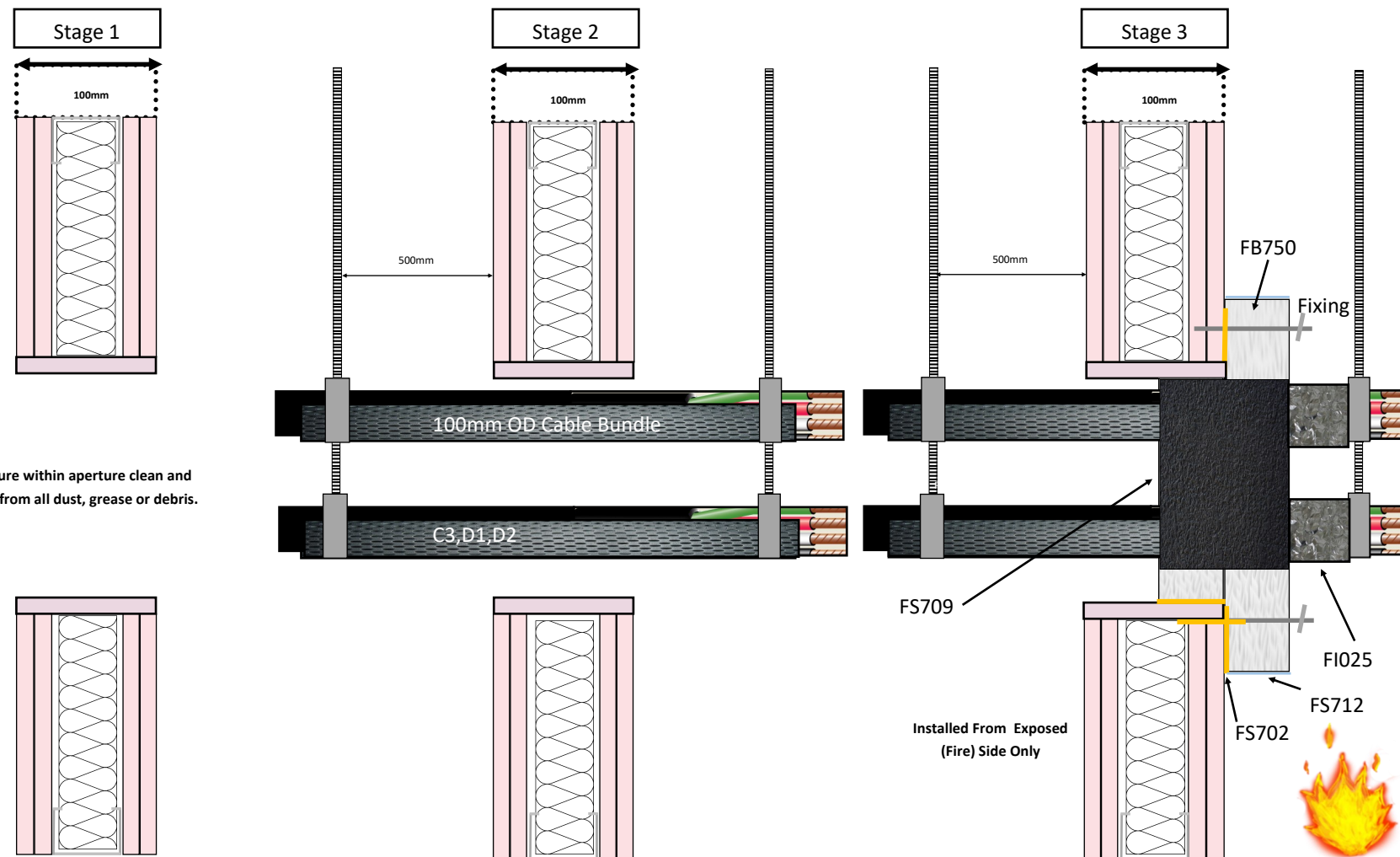
Stage 1 / Ensure Compliant Wall Construction to EN13501/2 , Ensure Overall Wall width is equal to or greater than 100mm: Opening May be :-Framed & Lined.

Stage 2 / Ensure service type is applicable to that shown on this document or acceptable under the conditions of the EXAP.

Stage 3 / Construct seal to detail shown on this document : Ensuring EI requirement of compartment or Fire Strategy do not exceed the maximum test classification period shown on this document.

Wall Construction : 50x35mm Galvanised C section studs at nominal 600mm centres : 52x35mm U channel head and base track : 2 layers 12.5mm Fireboard Plasterboard to both faces.

Wall Insulation : 100kg/m3 Rock Mineral Fibre, locally removed by 100mm in all directions as required : Detail applicable to Insulated and non insulated partition of an equal or greater overall width.



Ensure within aperture clean and free from all dust, grease or debris.

Tested Detail

EN 1366-3 2009

Report No:WF510091

Seal Ref: B1+B2

Installed from a single side

Cables : 100mm Bundle F + C3,D1,D2

Cable Carriers :Steel

Dimensions : 500 x 60mm

Wall Classification :EN13501/2

Flexible / Rigid Walls 100mm +

Pipe End Condition :N/A

Seal Classification Fire from either side

EI 120 (Integrity and Insulation)

E 180 (Integrity Only)

I 120 (Insulation)

Products

Nullifire FB750 Intubatt

Nullifire FS702 Intumastic

Nullifire FS712 Intucoat

Nullifire FS709 HP

Nullifire FI025 1 Layer 1 row

Nullifire

Maximum permitted opening size

1100 x 1100mm

Consult the relevant product ETA or Certification documents for full application instructions

Detail Drawn By : IOM

Failure to adhere to the information shown on this product application sheet or the use of alternative products, may render this detail as not fit for purpose. If Changes are required please contact the Nullifire Technical Department.

Application : FB750 : Compressed + Pattress :Overlap to Partition all sides 75mm : Bonded to Partition using FS 702 : Fixings 70mm PB Screws + 25mm Penny Washer at Max 200mm Centres : Max 50mm from Joints.

Application : FS709 : 580 x 180mm square opening within FB750 or Minimum 40mm annular space around : Depth of 709 = 100mm ((Full depth of FB750) No Backer required)) Wrap Service + Tray with FI025, 1 layer 1 row.

Application : FS712 : Using a paint brush : Make good any damage to FB750 face and coat all cut edges liberally. (Screws and Washers are not required to be coated)

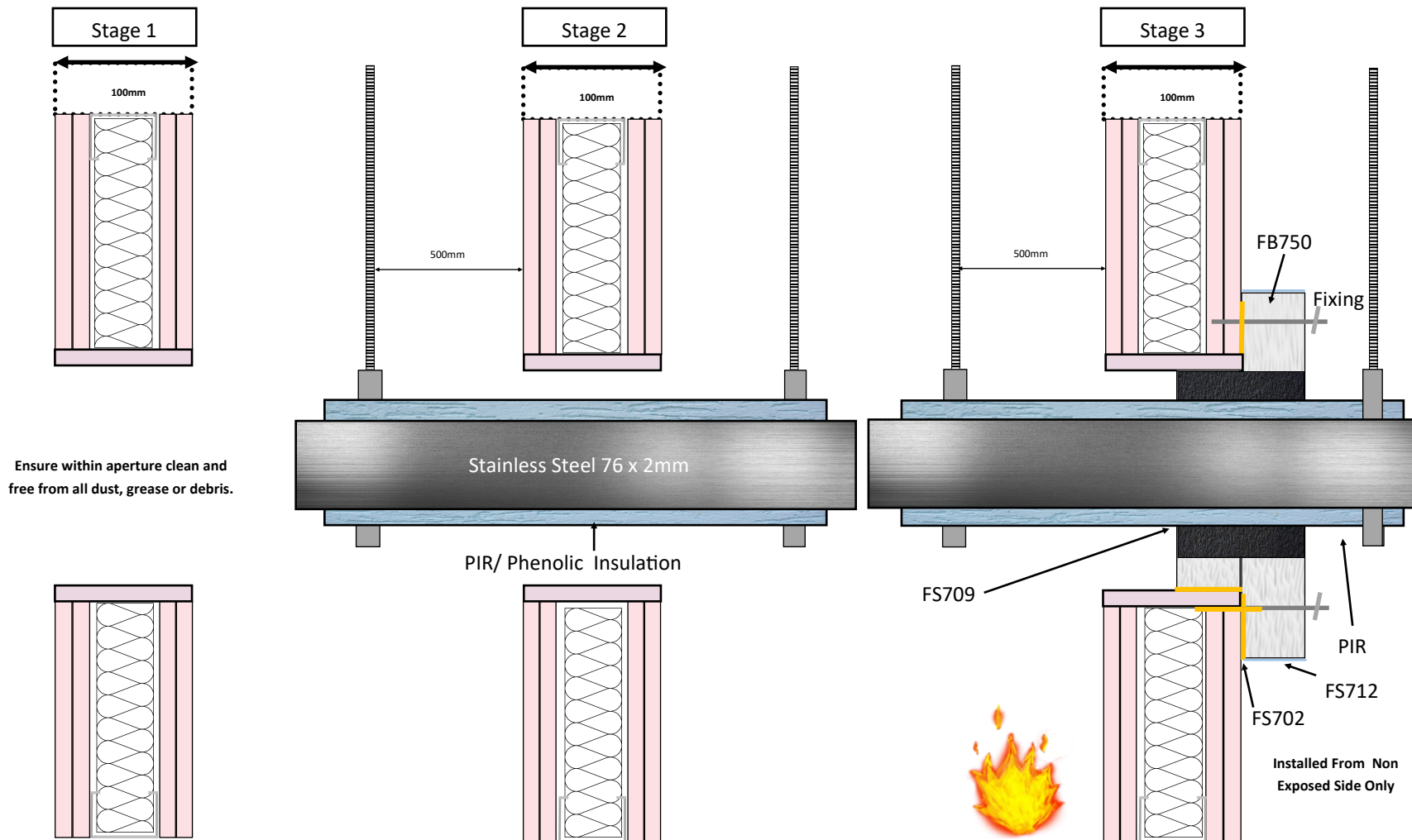
Stage 1 / Ensure Compliant Wall Construction to EN13501/2 , Ensure Overall Wall width is equal to or greater than 100mm: Opening May be :-Framed & Lined , Framed Only

Stage 2 / Ensure service type is applicable to that shown on this document or acceptable under the conditions of the EXAP.

Stage 3 / Construct seal to detail shown on this document : Ensuring EI requirement of compartment or Fire Strategy do not exceed the maximum test classification period shown on this document.

Wall Construction : 50x35mm Galvanised C section studs at nominal 600mm centres : 52x35mm U channel head and base track : 2 layers 12.5mm Fireboard Plasterboard to both faces.

Wall Insulation : 100kg/m³ Rock Mineral Fibre, locally removed by 100mm in all directions as required : Detail applicable to Insulated and non insulated partition of an equal or greater overall width.



Tested Detail

EN 1366-3 2009

Report No:WF510091

Seal Ref: A3

Installed from a single side

PIPE : Stainless Steel 76 x 2mm

Insulation : PIR continuous sustained

Insulation Wall Thickness : 20mm

Wall Classification : EN13501/2

Flexible / Rigid Walls 100mm +

Pipe End Condition : C/C

Seal Classification

EI 180 (Integrity and Insulation)

E 180 (Integrity Only)

I 180 (Insulation)

Products

Nullifire FB750 Intubatt

Nullifire FS702 Intumastic

Nullifire FS712 Intucoat

Nullifire FS709 HP

Nullifire

Maximum permitted opening size

1100 x 1100mm

Consult the relevant product ETA or Certification documents for full application instructions

Detail Drawn By : IOM

Failure to adhere to the information shown on this product application sheet or the use of alternative products, may render this detail as not fit for purpose. If changes are required please contact the Nullifire Technical Department.

Application : FB750 : Compressed + Pattress : Overlap to Partition all sides 75mm : Bonded to Partition using FS 702 : Fixings 70mm PB Screws + 25mm Penny Washer at Max 200mm Centres : Max 50mm from Joints.

Application : FS709 : 156x 156mm square opening within FB750 or Minimum 20mm annular space around : Depth of 709 = 100mm ((Full depth of FB750) No Backer required)) Wrap Service + Tray with FI025, 1 layer 1 row.

Application : FS712 : Using a paint brush : Make good any damage to FB750 face and coat all cut edges liberally. (Screws and Washers are not required to be coated)

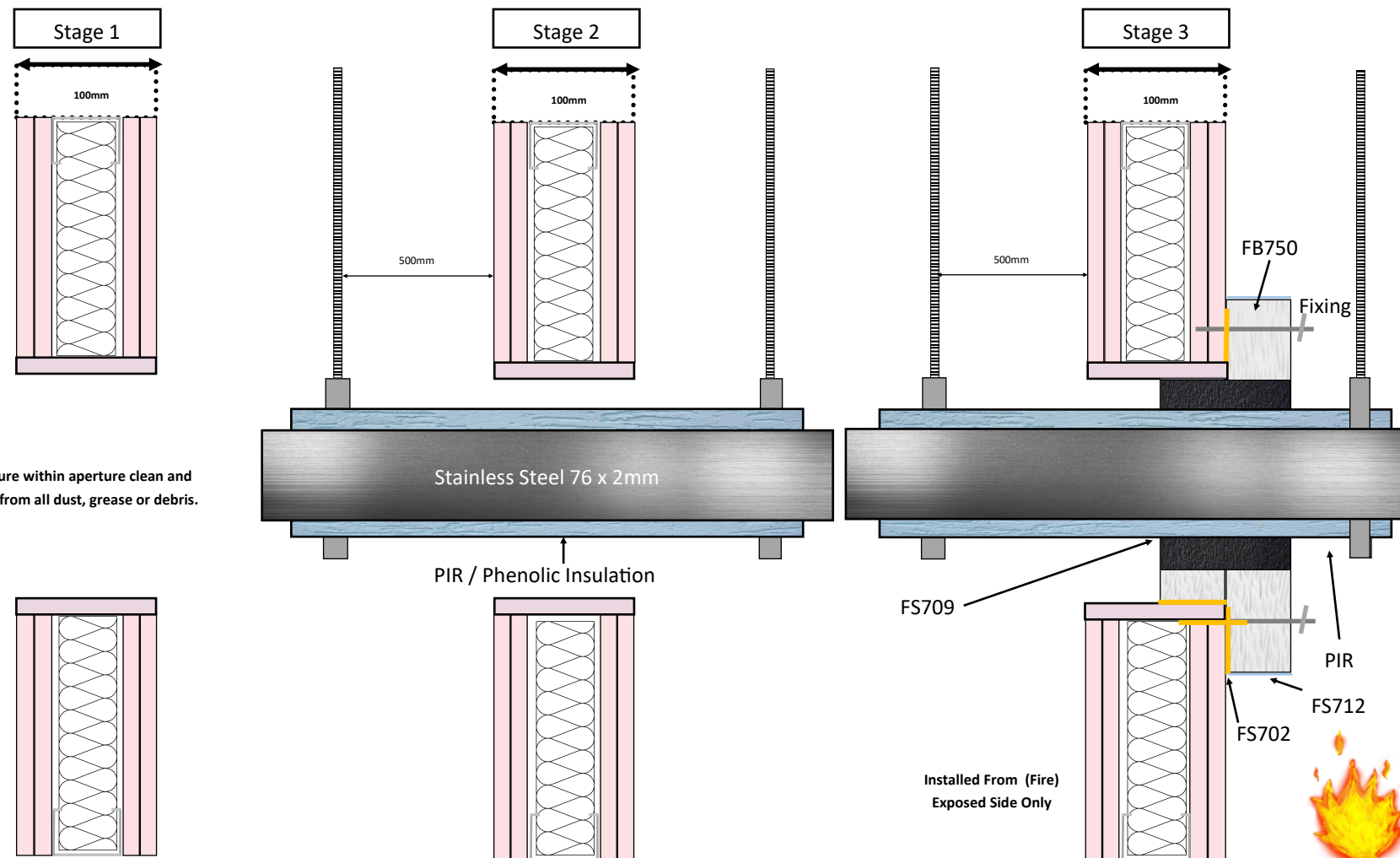
Stage 1 / Ensure Compliant Wall Construction to EN13501/2 , Ensure Overall Wall width is equal to or greater than 100mm: Opening May be :-Framed & Lined

Stage 2 / Ensure service type is applicable to that shown on this document or acceptable under the conditions of the EXAP.

Stage 3 / Construct seal to detail shown on this document : Ensuring EI requirement of compartment or Fire Strategy do not exceed the maximum test classification period shown on this document.

Wall Construction : 50x35mm Galvanised C section studs at nominal 600mm centres : 52x35mm U channel head and base track : 2 layers 12.5mm Fireboard Plasterboard to both faces.

Wall Insulation : 100kg/m3 Rock Mineral Fibre, locally removed by 100mm in all directions as required : Detail applicable to Insulated and non insulated partition of an equal or greater overall width.



Ensure within aperture clean and free from all dust, grease or debris.

Tested Detail

EN 1366-3 2009

Report No:WF510091

Seal Ref: B3

Installed from a single side

PIPE : Stainless Steel 76 x 2mm

Insulation : PIR continuous sustained

Insulation Wall Thickness : 20mm

Wall Classification : EN13501/2

Flexible / Rigid Walls 100mm +

Pipe End Condition : C/C

Seal Classification Fire from either side

EI 60 (Integrity and Insulation)

E 180 (Integrity Only)

I 60 (Insulation)

Products

Nullifire FB750 Intubatt

Nullifire FS702 Intumastic

Nullifire FS712 Intucoat

Nullifire FS709 HP

Nullifire

Maximum permitted opening size

1100 x 1100mm

Consult the relevant product ETA or Certification documents for full application instructions

Detail Drawn By : IOM

Failure to adhere to the information shown on this product application sheet or the use of alternative products, may render this detail as not fit for purpose. If Changes are required please contact the Nullifire Technical Department.

Application : FB750 : Compressed + Pattress : Overlap to Partition all sides 75mm : Bonded to Partition using FS 702 : Fixings 70mm PB Screws + 25mm Penny Washer at Max 200mm Centres : Max 50mm from Joints.

Application : FS709 : 156x 156mm square opening within FB750 or Minimum 20mm annular space around : Depth of 709 = 100mm ((Full depth of FB750) No Backer required)) Wrap Service + Tray with FI025, 1 layer 1 row.

Application : FS712 : Using a paint brush : Make good any damage to FB750 face and coat all cut edges liberally. (Screws and Washers are not required to be coated)

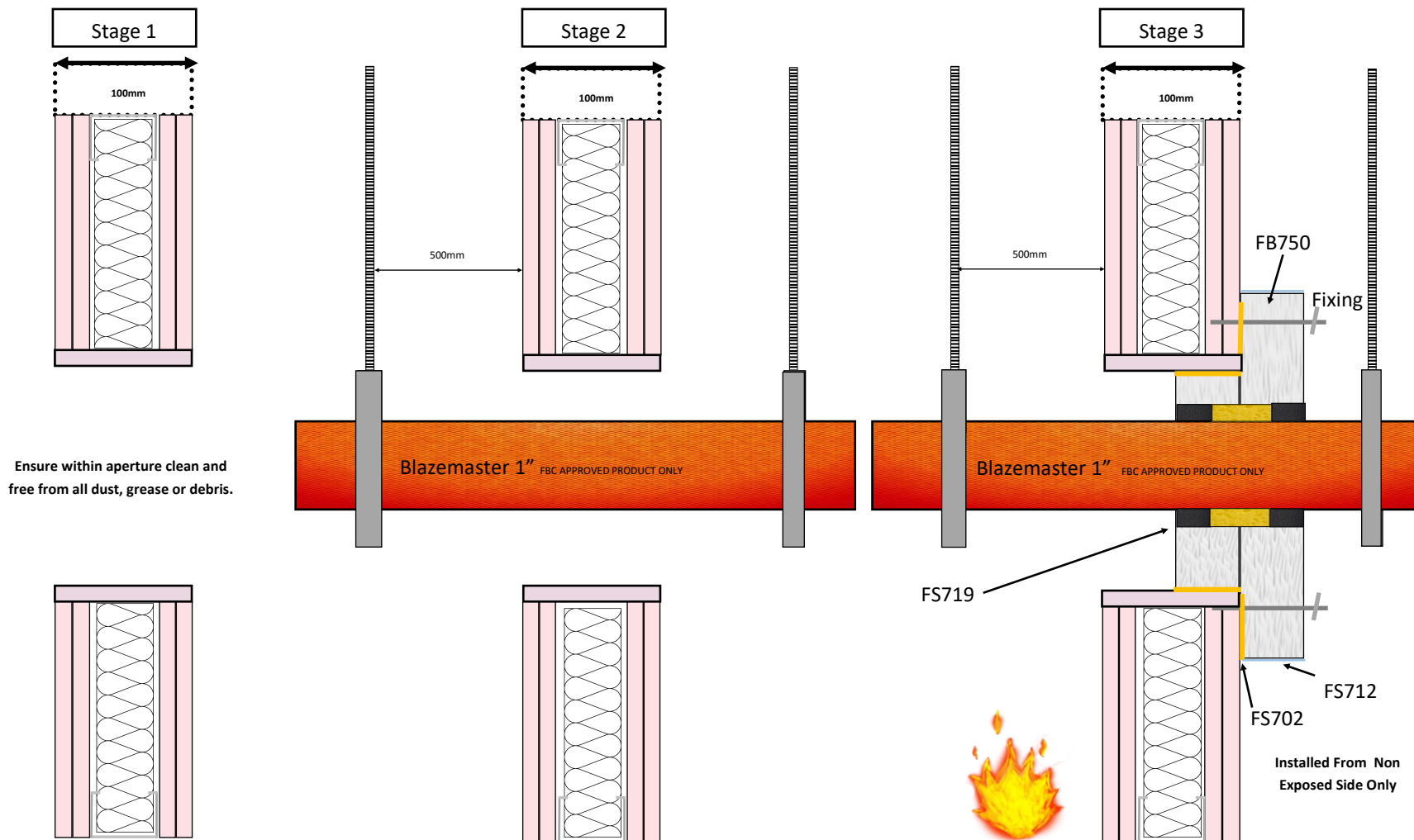
Stage 1 / Ensure Compliant Wall Construction to EN13501/2 , Ensure Overall Wall width is equal to or greater than 100mm: Opening May be :-Framed & Lined .

Stage 2 / Ensure service type is applicable to that shown on this document or acceptable under the conditions of the EXAP.

Stage 3 / Construct seal to detail shown on this document : Ensuring EI requirement of compartment or Fire Strategy do not exceed the maximum test classification period shown on this document.

Wall Construction : 50x35mm Galvanised C section studs at nominal 600mm centres : 52x35mm U channel head and base track : 2 layers 12.5mm Fireboard Plasterboard to both faces.

Wall Insulation : 100kg/m³ Rock Mineral Fibre, locally removed by 100mm in all directions as required : Detail applicable to Insulated and non insulated partition of an equal or greater overall width.



Tested Detail

EN 1366-3 2009

Report No:WF510091

Seal Ref: A4

Installed from a single side

PIPE Material : CPVC

Pipe Diameter :35 OD

Pipe Wall Thickness : 2.5mm

Wall Classification :EN13501/2

Flexible / Rigid Walls 100mm +

Pipe End Condition :U/C

Seal Classification Fire from either side

EI 90 Integrity and Insulation)

E 180 (Integrity Only)

I 90 (Insulation)

Products

Nullifire FB750 Intubatt

Nullifire FS702 Intumastic

Nullifire FS712 Intucoat

Nullifire FS719 Blue for CPVC

Nullifire

Maximum permitted opening size

1100 x 1100mm

Consult the relevant product ETA or Certification documents for full application instructions

Detail Drawn By : IOM

Failure to adhere to the information shown on this product application sheet or the use of alternative products, may render this detail as not fit for purpose. If Changes are required please contact the Nullifire Technical Department.

Application : FB750 : Compressed + Pattress :Overlap to Partition all sides 75mm : Bonded to Partition using FS 702 : Fixings 70mm PB Screws + 25mm Penny Washer at Max 200mm Centres : Max 50mm from Joints.

Application : FS719 : 85x 85mm square opening within FB750 or Minimum 20mm annular space around : Depth of 709 = 2x25mmmm ((or Full depth of FB750) PE or RF Backer required if not full fill))

Application : FS712 : Using a paint brush : Make good any damage to FB750 face and coat all exposed edges liberally. (Screws and Washers are not required to be coated) Ensure 712/702 is not in contact with CPVC

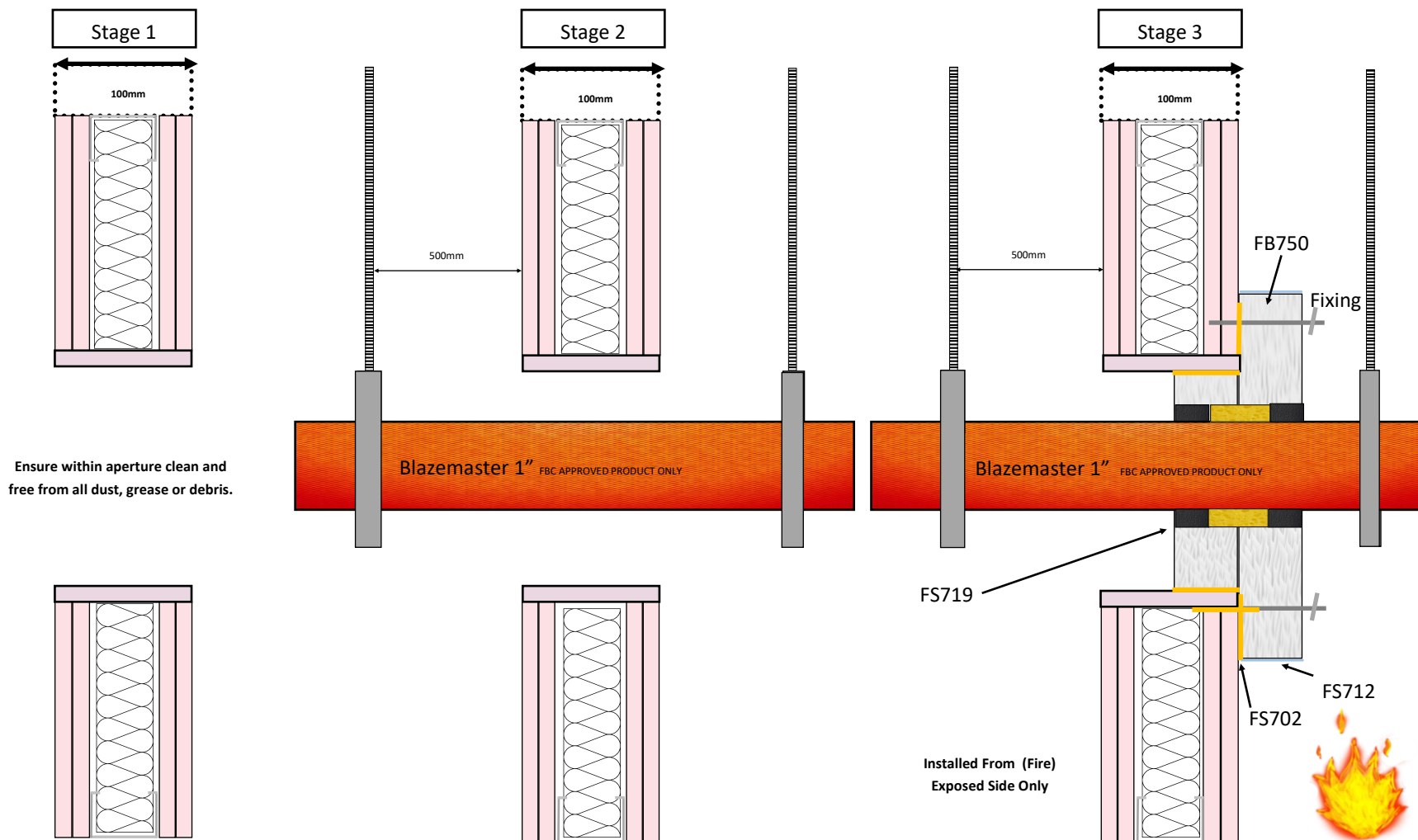
Stage 1 / Ensure Compliant Wall Construction to EN13501/2 , Ensure Overall Wall width is equal to or greater than 100mm: Opening May be :-Framed & Lined .

Stage 2 / Ensure service type is applicable to that shown on this document or acceptable under the conditions of the EXAP.

Stage 3 / Construct seal to detail shown on this document : Ensuring EI requirement of compartment or Fire Strategy do not exceed the maximum test classification period shown on this document.

Wall Construction : 50x35mm Galvanised C section studs at nominal 600mm centres : 52x35mm U channel head and base track : 2 layers 12.5mm Fireboard Plasterboard to both faces.

Wall Insulation : 100kg/m³ Rock Mineral Fibre, locally removed by 100mm in all directions as required : Detail applicable to Insulated and non insulated partition of an equal or greater overall width.



Tested Detail

EN 1366-3 2009

Report No:WF510091

Seal Ref: B4

Installed from a single side

PIPE Material : CPVC

Pipe Diameter :35 OD

Pipe Wall Thickness : 2.5mm

Wall Classification :EN13501/2

Flexible / Rigid Walls 100mm +

Pipe End Condition :U/C

Seal Classification

EI 180 (Integrity and Insulation)

E 180 (Integrity Only)

I 180 (Insulation)

Products

Nullifire FB750 Intubatt

Nullifire FS702 Intumastic

Nullifire FS712 Intucoat

Nullifire FS719 Blue for CPVC

Nullifire

Maximum permitted opening size

1100 x 1100mm

Consult the relevant product ETA or Certification documents for full application instructions

Detail Drawn By : IOM

Failure to adhere to the information shown on this product application sheet or the use of alternative products, may render this detail as not fit for purpose. If Changes are required please contact the Nullifire Technical Department.

Application : FB750 : Compressed + Pattress :Overlap to Partition all sides 75mm : Bonded to Partition using FS 702 : Fixings 70mm PB Screws + 25mm Penny Washer at Max 200mm Centres : Max 50mm from Joints.

Application : FS719 : 85x 85mm square opening within FB750 or Minimum 20mm annular space around : Depth of 709 = 2x25mmmm ((or Full depth of FB750) PE or RF Backer required if not full fill))

Application : FS712 : Using a paint brush : Make good any damage to FB750 face and coat all exposed edges liberally. (Screws and Washers are not required to be coated) Ensure 712/702 is not in contact with CPVC

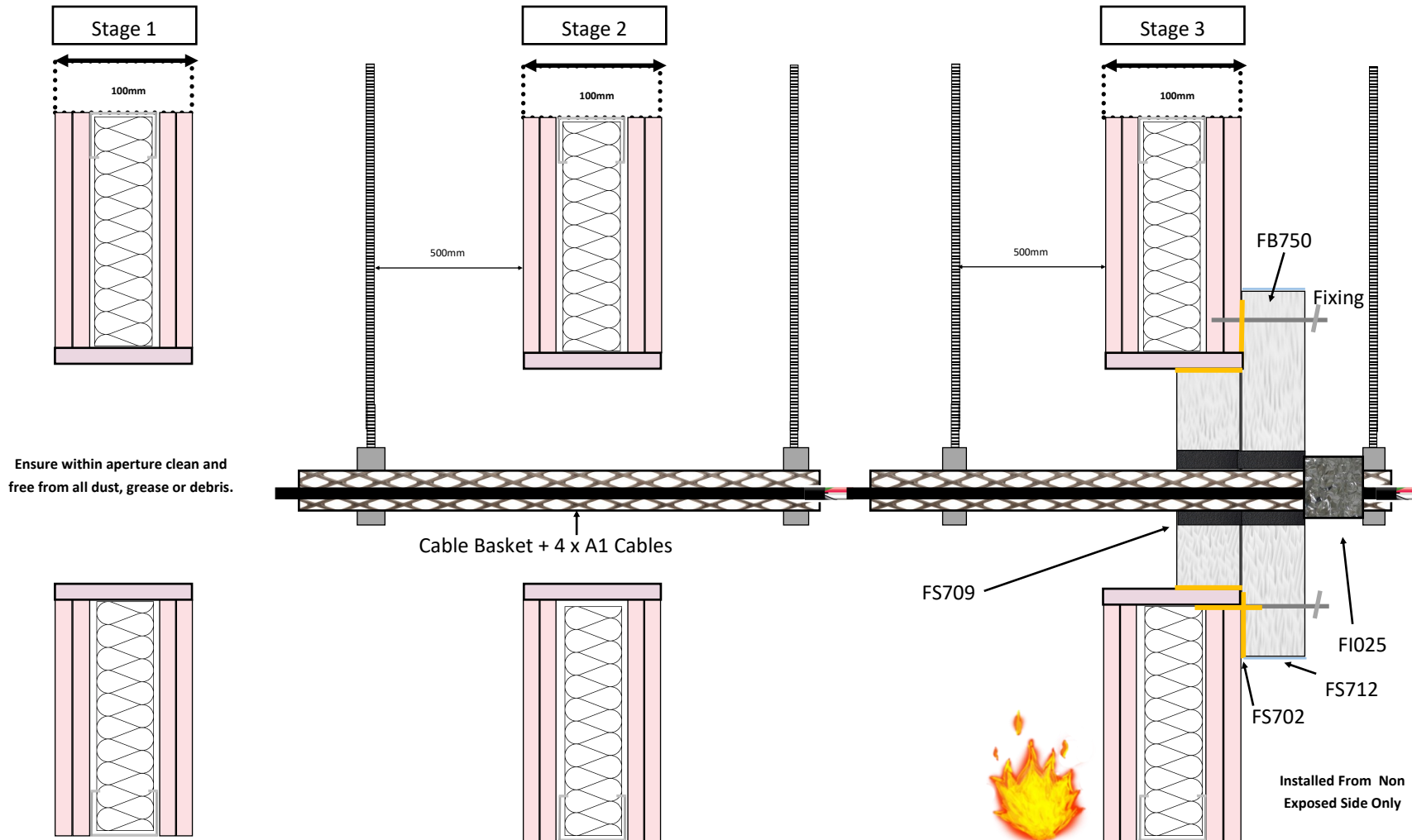
Stage 1 / Ensure Compliant Wall Construction to EN13501/2 , Ensure Overall Wall width is equal to or greater than 100mm: Opening May be :-Framed & Lined.

Stage 2 / Ensure service type is applicable to that shown on this document or acceptable under the conditions of the EXAP.

Stage 3 / Construct seal to detail shown on this document : Ensuring EI requirement of compartment or Fire Strategy do not exceed the maximum test classification period shown on this document.

Wall Construction : 50x35mm Galvanised C section studs at nominal 600mm centres : 52x35mm U channel head and base track : 2 layers 12.5mm Fireboard Plasterboard to both faces.

Wall Insulation : 100kg/m³ Rock Mineral Fibre, locally removed by 100mm in all directions as required : Detail applicable to Insulated and non insulated partition of an equal or greater overall width.



Application : FB750 : Compressed + Pattress : Overlap to Partition all sides 75mm : Bonded to Partition using FS 702 : Fixings 70mm PB Screws + 25mm Penny Washer at Max 200mm Centres : Max 50mm from Joints.

Application : FS709 : 155x50mm square opening within FB750 or Minimum 20mm annular space around : Depth of 709 = 100mm(Full depth of FB750) PE or RF Backer required)) add FI025 1 layer 1 row

Application : FS712 : Using a paint brush : Make good any damage to FB750 face and coat all exposed edges liberally. (Screws and Washers are not required to be coated)

Stage 1 / Ensure Compliant Wall Construction to EN13501/2 , Ensure Overall Wall width is equal to or greater than 100mm: Opening May be :-Framed & Lined.

Stage 2 / Ensure service type is applicable to that shown on this document or acceptable under the conditions of the EXAP.

Stage 3 / Construct seal to detail shown on this document : Ensuring EI requirement of compartment or Fire Strategy do not exceed the maximum test classification period shown on this document.

Tested Detail

EN 1366-3 2009

Report No:WF510091

Seal Ref: A5

Installed from a single side

Cable Carrier : Basket 215 x 55mm

Cables : A1 x 4

Carrier Gauge : 1.5mm

Wall Classification :EN13501/2

Flexible / Rigid Walls 100mm +

Pipe End Condition :N/A

Seal Classification

EI 180 (Integrity and Insulation)

E 180 (Integrity Only)

I 180 (Insulation)

Products

Nullifire FB750 Intubatt

Nullifire FS702 Intumastic

Nullifire FS712 Intucoat

Nullifire FS709 HP

Nullifire FI025

Nullifire

Maximum permitted opening size

1100 x 1100mm

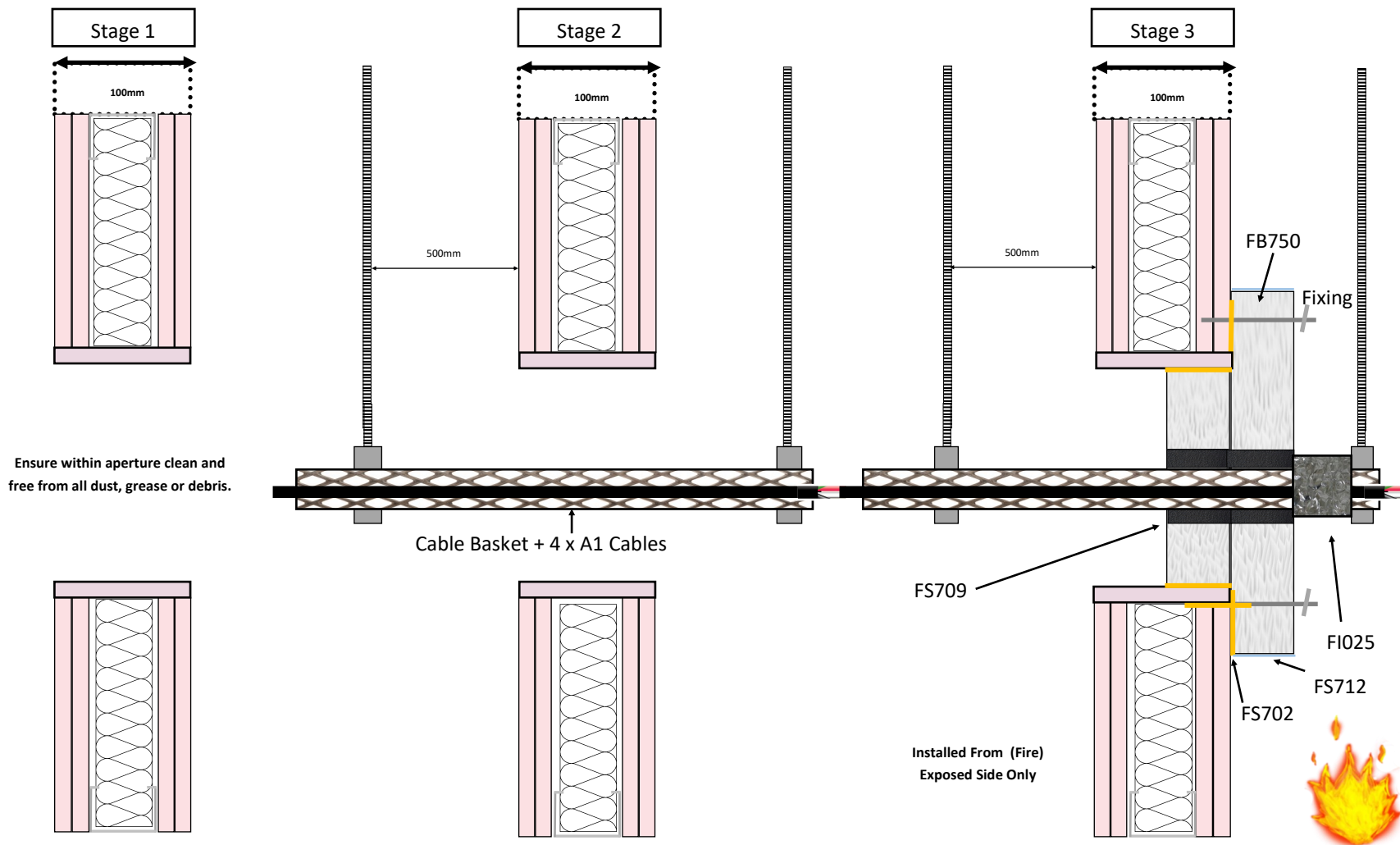
Consult the relevant product ETA or Certification documents for full application instructions

Detail Drawn By : IOM

Failure to adhere to the information shown on this product application sheet or the use of alternative products, may render this detail as not fit for purpose. If Changes are required please contact the Nullifire Technical Department.

Wall Construction : 50x35mm Galvanised C section studs at nominal 600mm centres : 52x35mm U channel head and base track : 2 layers 12.5mm Fireboard Plasterboard to both faces.

Wall Insulation : 100kg/m³ Rock Mineral Fibre, locally removed by 100mm in all directions as required : Detail applicable to Insulated and non insulated partition of an equal or greater overall width.



Tested Detail

EN 1366-3 2009

Report No:WF510091

Seal Ref: B5

Installed from a single side

Cable Carrier : Basket 215 x 55mm

Cables : A1 x 4

Carrier Gauge : 1.5mm

Wall Classification :EN13501/2

Flexible / Rigid Walls 100mm +

Pipe End Condition :N/A

Seal Classification

EI 90 Integrity and Insulation)

E 180 (Integrity Only)

I 10e (Insulation)

Products

Nullifire FB750 Intubatt

Nullifire FS702 Intumastic

Nullifire FS712 Intucoat

Nullifire FS709 HP

Nullifire FI025

Nullifire

Maximum permitted opening size

1100 x 1100mm

Consult the relevant product ETA or Certification documents for full application instructions

Detail Drawn By : IOM

Failure to adhere to the information shown on this product application sheet or the use of alternative products, may render this detail as not fit for purpose. If Changes are required please contact the Nullifire Technical Department.

Application : FB750 : Compressed + Pattress : Overlap to Partition all sides 75mm : Bonded to Partition using FS 702 : Fixings 70mm PB Screws + 25mm Penny Washer at Max 200mm Centres : Max 50mm from Joints.

Application : FS709 : 155x50mm square opening within FB750 or Minimum 20mm annular space around : Depth of 709 = 100mm(Full depth of FB750) PE or RF Backer required)) add FI025 1 layer 1 row

Application : FS712 : Using a paint brush : Make good any damage to FB750 face and coat all exposed edges liberally. (Screws and Washers are not required to be coated)

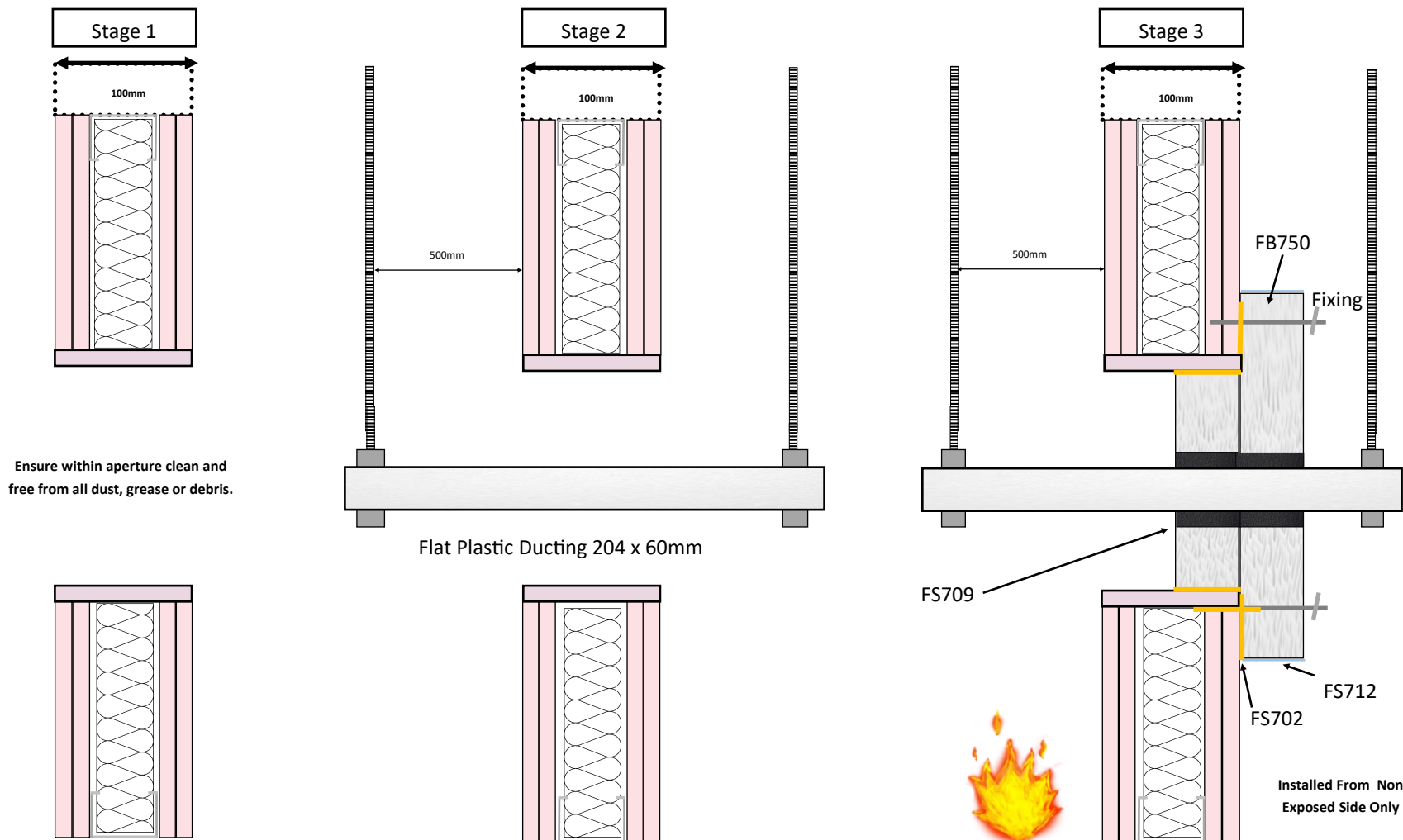
Stage 1 / Ensure Compliant Wall Construction to EN13501/2 , Ensure Overall Wall width is equal to or greater than 100mm: Opening May be :-Framed & Lined.

Stage 2 / Ensure service type is applicable to that shown on this document or acceptable under the conditions of the EXAP.

Stage 3 / Construct seal to detail shown on this document : Ensuring EI requirement of compartment or Fire Strategy do not exceed the maximum test classification period shown on this document.

Wall Construction : 50x35mm Galvanised C section studs at nominal 600mm centres : 52x35mm U channel head and base track : 2 layers 12.5mm Fireboard Plasterboard to both faces.

Wall Insulation : 100kg/m³ Rock Mineral Fibre, locally removed by 100mm in all directions as required : Detail applicable to Insulated and non insulated partition of an equal or greater overall width.



Application : FB750 : Compressed + Pattress : Overlap to Partition all sides 75mm : Bonded to Partition using FS 702 : Fixings 70mm PB Screws + 25mm Penny Washer at Max 200mm Centres : Max 50mm from Joints.

Application : FS709 : 245x100mm square opening within FB750 or Minimum 20mm annular space around : Depth of 709 = 100mm ((Full depth of FB750)))

Application : FS712 : Using a paint brush : Make good any damage to FB750 face and coat all exposed edges liberally. (Screws and Washers are not required to be coated)

Stage 1 / Ensure Compliant Wall Construction to EN13501/2 , Ensure Overall Wall width is equal to or greater than 100mm: Opening May be :-Framed & Lined .

Stage 2 / Ensure service type is applicable to that shown on this document or acceptable under the conditions of the EXAP.

Stage 3 / Construct seal to detail shown on this document : Ensuring EI requirement of compartment or Fire Strategy do not exceed the maximum test classification period shown on this document.

Tested Detail

EN 1366-3 2009

Report No:WF510091

Seal Ref: A6

Installed from a single side

Pipe Material : PVC

Pipe Dimensions : 204x60mm

Pipe Wall Thickness : 1.5mm

Wall Classification :EN13501/2

Flexible / Rigid Walls 100mm +

Pipe End Condition : U/U

Seal Classification Fire from either side.

EI 180 (Integrity and Insulation)

E 180 (Integrity Only)

I 180 (Insulation)

Products

Nullifire FB750 Intubatt

Nullifire FS702 Intumastic

Nullifire FS712 Intucoat

Nullifire FS709 HP

Nullifire

Maximum permitted opening size

1100 x 1100mm

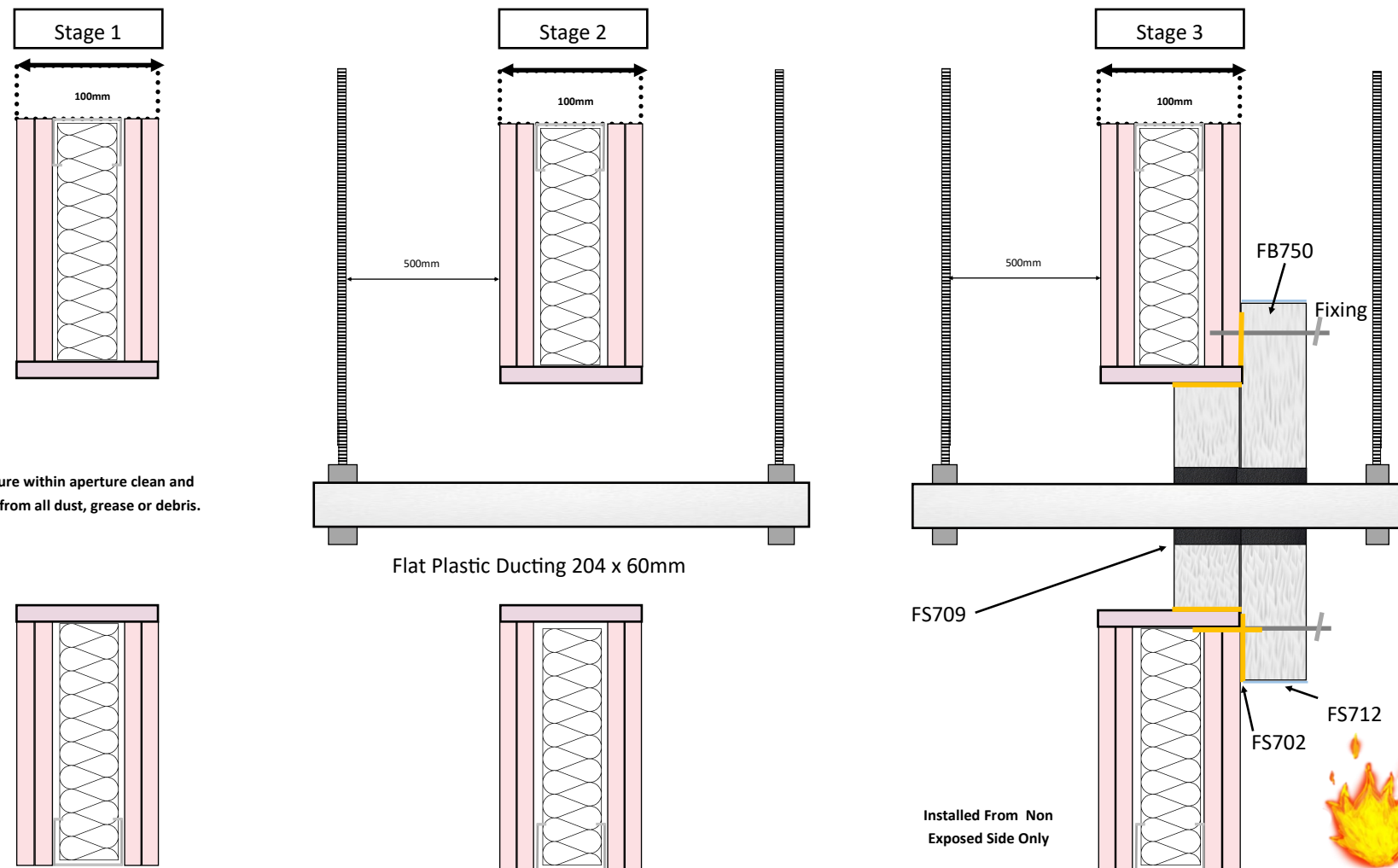
Consult the relevant product ETA or Certification documents for full application instructions

Detail Drawn By : IOM

Failure to adhere to the information shown on this product application sheet or the use of alternative products, may render this detail as not fit for purpose. If Changes are required please contact the Nullifire Technical Department.

Wall Construction : 50x35mm Galvanised C section studs at nominal 600mm centres : 52x35mm U channel head and base track : 2 layers 12.5mm Fireboard Plasterboard to both faces.

Wall Insulation : 100kg/m³ Rock Mineral Fibre, locally removed by 100mm in all directions as required : Detail applicable to Insulated and non insulated partition of an equal or greater overall width.



Application : FB750 : Compressed + Pattress : Overlap to Partition all sides 75mm : Bonded to Partition using FS 702 : Fixings 70mm PB Screws + 25mm Penny Washer at Max 200mm Centres : Max 50mm from Joints.

Application : FS709 : 245x100mm square opening within FB750 or Minimum 20mm annular space around : Depth of 709 = 100mm ((Full depth of FB750)))

Application : FS712 : Using a paint brush : Make good any damage to FB750 face and coat all exposed edges liberally. (Screws and Washers are not required to be coated)

Stage 1 / Ensure Compliant Wall Construction to EN13501/2 , Ensure Overall Wall width is equal to or greater than 100mm: Opening May be :-Framed & Lined .

Stage 2 / Ensure service type is applicable to that shown on this document or acceptable under the conditions of the EXAP.

Stage 3 / Construct seal to detail shown on this document : Ensuring EI requirement of compartment or Fire Strategy do not exceed the maximum test classification period shown on this document.

Tested Detail

EN 1366-3 2009

Report No:WF510091

Seal Ref: B6

Installed from a single side

Pipe Material : PVC

Pipe Dimensions : 204x60mm

Pipe Wall Thickness : 1.5mm

Wall Classification :EN13501/2

Flexible / Rigid Walls 100mm +

Pipe End Condition : U/U

Seal Classification Fire from either side.

EI 180 (Integrity and Insulation)

E 180 (Integrity Only)

I 180 (Insulation)

Products

Nullifire FB750 Intubatt

Nullifire FS702 Intumastic

Nullifire FS712 Intucoat

Nullifire FS709 HP

Nullifire

Maximum permitted opening size

1100 x 1100mm

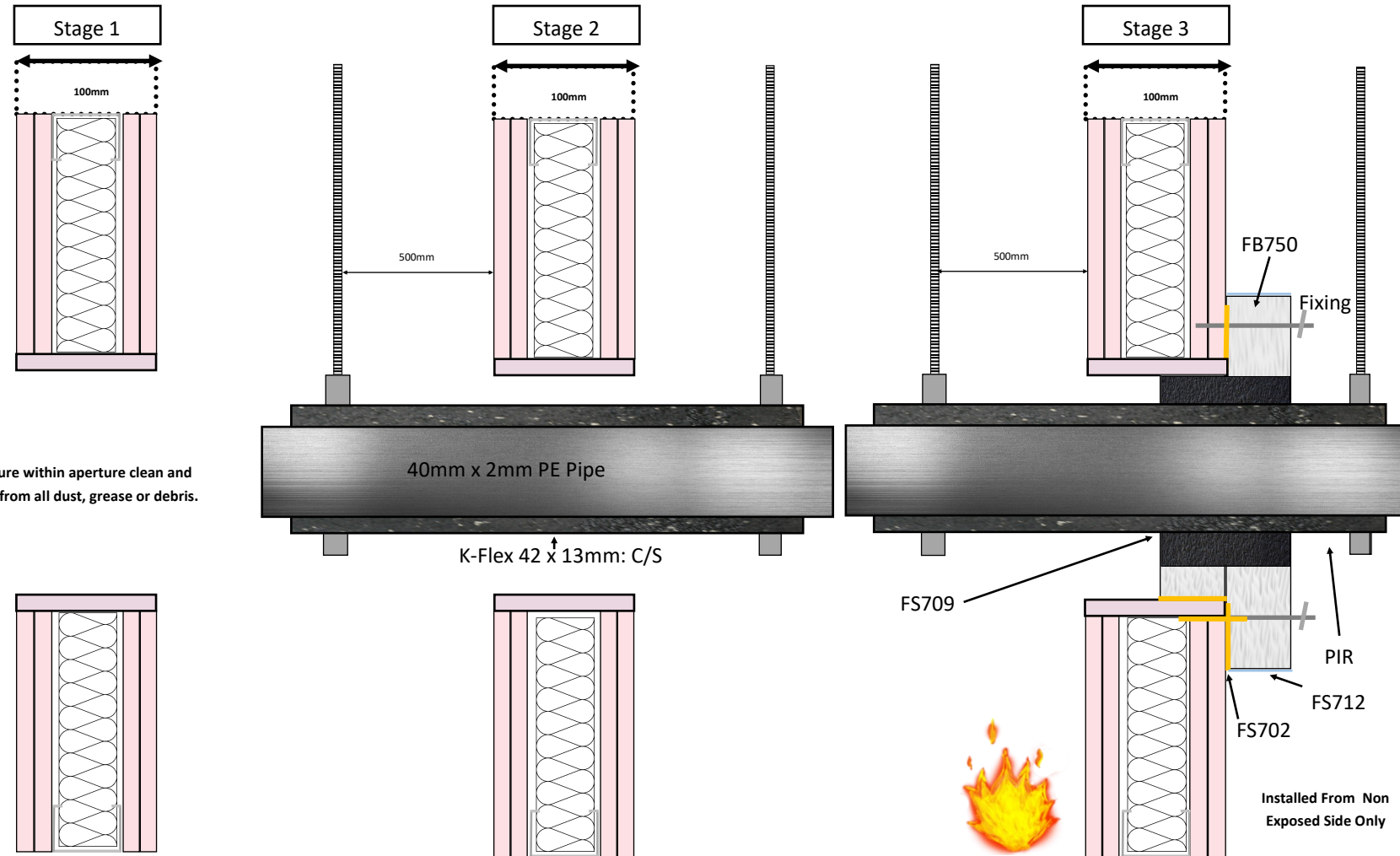
Consult the relevant product ETA or Certification documents for full application instructions

Detail Drawn By : IOM

Failure to adhere to the information shown on this product application sheet or the use of alternative products, may render this detail as not fit for purpose. If Changes are required please contact the Nullifire Technical Department.

Wall Construction : 50x35mm Galvanised C section studs at nominal 600mm centres : 52x35mm U channel head and base track : 2 layers 12.5mm Fireboard Plasterboard to both faces.

Wall Insulation : 100kg/m³ Rock Mineral Fibre, locally removed by 100mm in all directions as required : Detail applicable to Insulated and non insulated partition of an equal or greater overall width.



Tested Detail

EN 1366-3 2009

Report No:WF510091

Seal Ref: A7

Installed from a single side

PIPE : PE 40mm x 2.0mm

Insulation: K-Flex continuous sustained

Insulation Wall Thickness : 13mm

Wall Classification :EN13501/2

Flexible / Rigid Walls 100mm +

Pipe End Condition :U/C

Seal Classification Fire from either side

EI 180 (Integrity and Insulation)

E 180 (Integrity Only)

I 180 (Insulation)

Products

Nullifire FB750 Intubatt

Nullifire FS702 Intumastic

Nullifire FS712 Intucoat

Nullifire FS709 HP

Nullifire

Maximum permitted opening size

1100 x 1100mm

Consult the relevant product ETA or Certification documents for full application instructions

Detail Drawn By : IOM

Failure to adhere to the information shown on this product application sheet or the use of alternative products, may render this detail as not fit for purpose. If Changes are required please contact the Nullifire Technical Department.

Application : FB750 : Compressed + Pattress :Overlap to Partition all sides 75mm : Bonded to Partition using FS 702 : Fixings 70mm PB Screws + 25mm Penny Washer at Max 200mm Centres : Max 50mm from Joints.

Application : FS709 : 110x 100mm square opening within FB750 or Minimum 20mm annular space around : Depth of 709 = 100mm ((Full depth of FB750)

Application : FS712 : Using a paint brush : Make good any damage to FB750 face and coat all cut edges liberally. (Screws and Washers are not required to be coated)

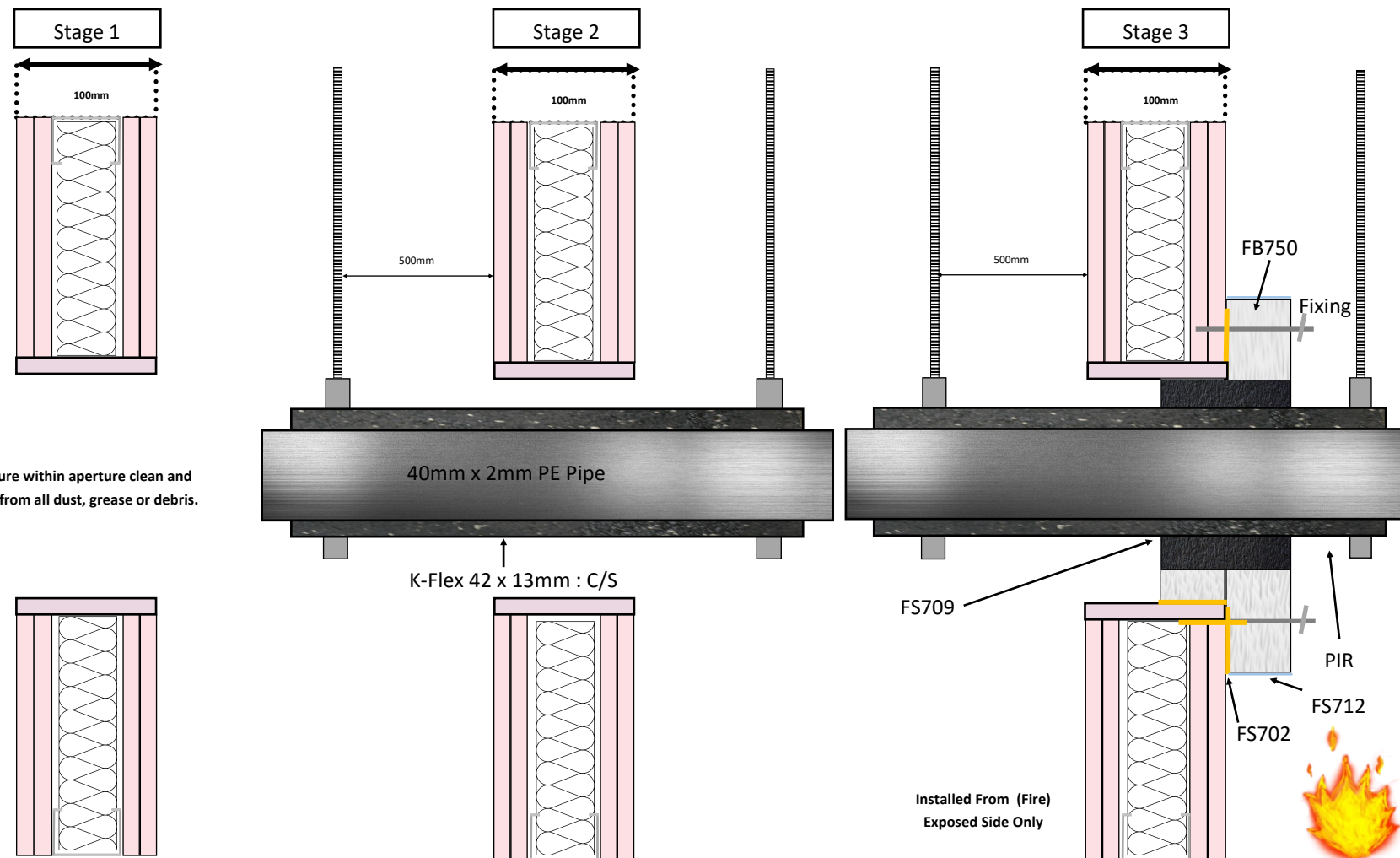
Stage 1 / Ensure Compliant Wall Construction to EN13501/2 , Ensure Overall Wall width is equal to or greater than 100mm: Opening May be :-Framed & Lined .

Stage 2 / Ensure service type is applicable to that shown on this document or acceptable under the conditions of the EXAP.

Stage 3 / Construct seal to detail shown on this document : Ensuring EI requirement of compartment or Fire Strategy do not exceed the maximum test classification period shown on this document.

Wall Construction : 50x35mm Galvanised C section studs at nominal 600mm centres : 52x35mm U channel head and base track : 2 layers 12.5mm Fireboard Plasterboard to both faces.

Wall Insulation : 100kg/m³ Rock Mineral Fibre, locally removed by 100mm in all directions as required : Detail applicable to Insulated and non insulated partition of an equal or greater overall width.



Tested Detail

EN 1366-3 2009

Report No:WF510091

Seal Ref: B7

Installed from a single side

PIPE : PE 40mm x 2.0mm

Insulation: K-Flex continuous sustained

Insulation Wall Thickness : 13mm

Wall Classification :EN13501/2

Flexible / Rigid Walls 100mm +

Pipe End Condition :U/C

Seal Classification Fire from either side

EI 180 (Integrity and Insulation)

E 180 (Integrity Only)

I 180 (Insulation)

Products

Nullifire FB750 Intubatt

Nullifire FS702 Intumastic

Nullifire FS712 Intucoat

Nullifire FS709 HP

Nullifire

Maximum permitted opening size

1100 x 1100mm

Consult the relevant product ETA or Certification documents for full application instructions

Detail Drawn By : IOM

Failure to adhere to the information shown on this product application sheet or the use of alternative products, may render this detail as not fit for purpose. If Changes are required please contact the Nullifire Technical Department.

Application : FB750 : Compressed + Pattress :Overlap to Partition all sides 75mm : Bonded to Partition using FS 702 : Fixings 70mm PB Screws + 25mm Penny Washer at Max 200mm Centres : Max 50mm from Joints.

Application : FS709 : 110x 100mm square opening within FB750 or Minimum 20mm annular space around : Depth of 709 = 100mm ((Full depth of FB750)

Application : FS712 : Using a paint brush : Make good any damage to FB750 face and coat all cut edges liberally. (Screws and Washers are not required to be coated)

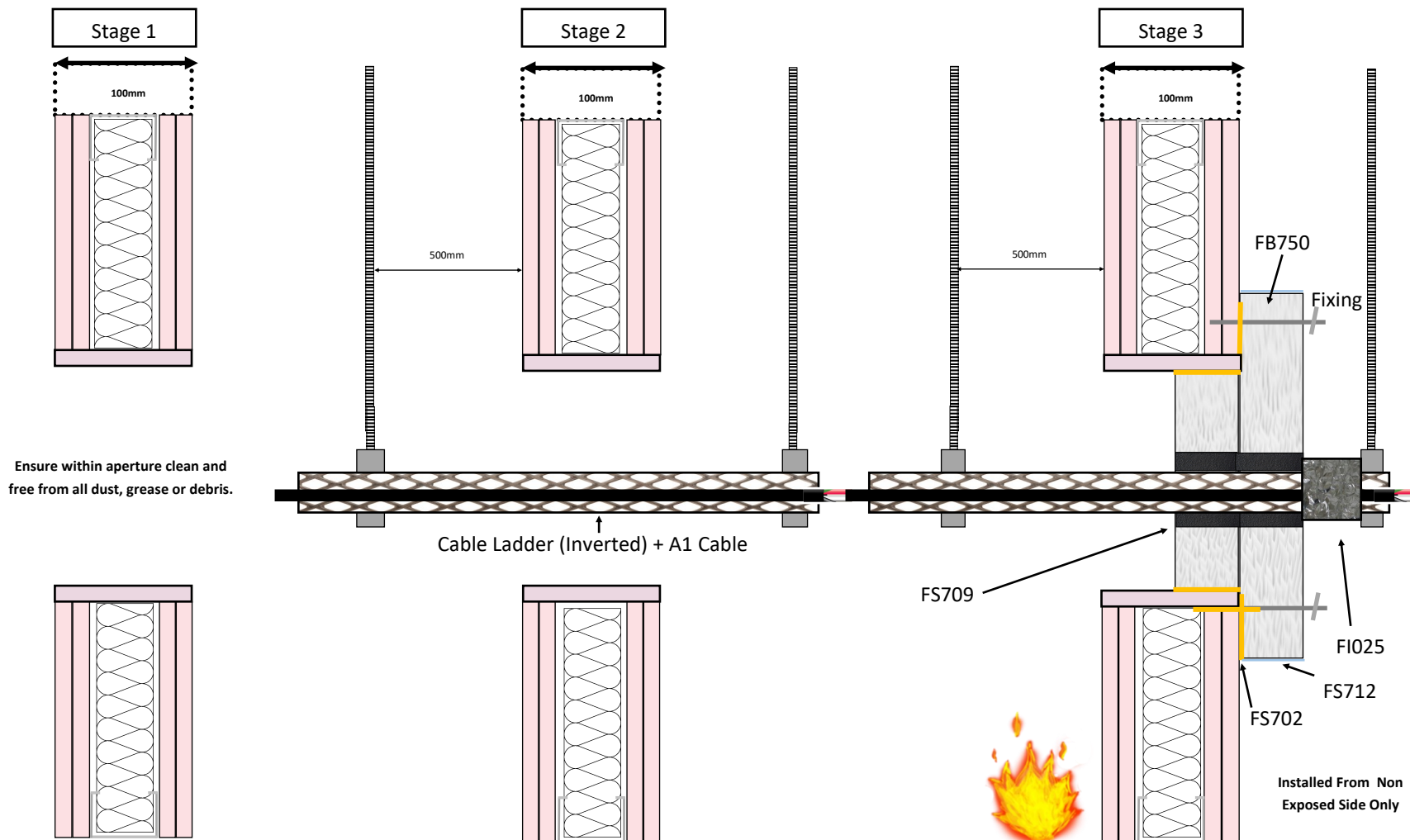
Stage 1 / Ensure Compliant Wall Construction to EN13501/2 , Ensure Overall Wall width is equal to or greater than 100mm: Opening May be :-Framed & Lined , Framed Only or Unframed and Unlined.

Stage 2 / Ensure service type is applicable to that shown on this document or acceptable under the conditions of the EXAP.

Stage 3 / Construct seal to detail shown on this document : Ensuring EI requirement of compartment or Fire Strategy do not exceed the maximum test classification period shown on this document.

Wall Construction : 50x35mm Galvanised C section studs at nominal 600mm centres : 52x35mm U channel head and base track : 2 layers 12.5mm Fireboard Plasterboard to both faces.

Wall Insulation : 100kg/m3 Rock Mineral Fibre, locally removed by 100mm in all directions as required : Detail applicable to Insulated and non insulated partition of an equal or greater overall width.



Application : FB750 : Compressed + Pattress : Overlap to Partition all sides 75mm : Bonded to Partition using FS 702 : Fixings 70mm PB Screws + 25mm Penny Washer at Max 200mm Centres : Max 50mm from Joints.

Application : FS709 : 210 x 60mm square opening within FB750 or Minimum 20mm annular space around : Depth of 709 = 100mm ((Full depth of FB750) add FI025 1 layer 1 row

Application : FS712 : Using a paint brush : Make good any damage to FB750 face and coat all exposed edges liberally. (Screws and Washers are not required to be coated)

Stage 1 / Ensure Compliant Wall Construction to EN13501/2 , Ensure Overall Wall width is equal to or greater than 100mm: Opening May be :-Framed & Lined

Stage 2 / Ensure service type is applicable to that shown on this document or acceptable under the conditions of the EXAP.

Stage 3 / Construct seal to detail shown on this document : Ensuring EI requirement of compartment or Fire Strategy do not exceed the maximum test classification period shown on this document.

Tested Detail

EN 1366-3 2009

Report No:WF510091

Seal Ref: A8

Installed from a single side

Cable Carrier : Ladder 300 x 40 Inverted

Cables : A1

Carrier Gauge : 1.5mm

Wall Classification :EN13501/2

Flexible / Rigid Walls 100mm +

Pipe End Condition :N/A

Seal Classification

EI 180 (Integrity and Insulation)

E 180 (Integrity Only)

I 180 (Insulation)

Products

Nullifire FB750 Intubatt

Nullifire FS702 Intumastic

Nullifire FS712 Intucoat

Nullifire FS709 HP

Nullifire FI025 1layer 1 row

Nullifire

Maximum permitted opening size

1100 x 1100mm

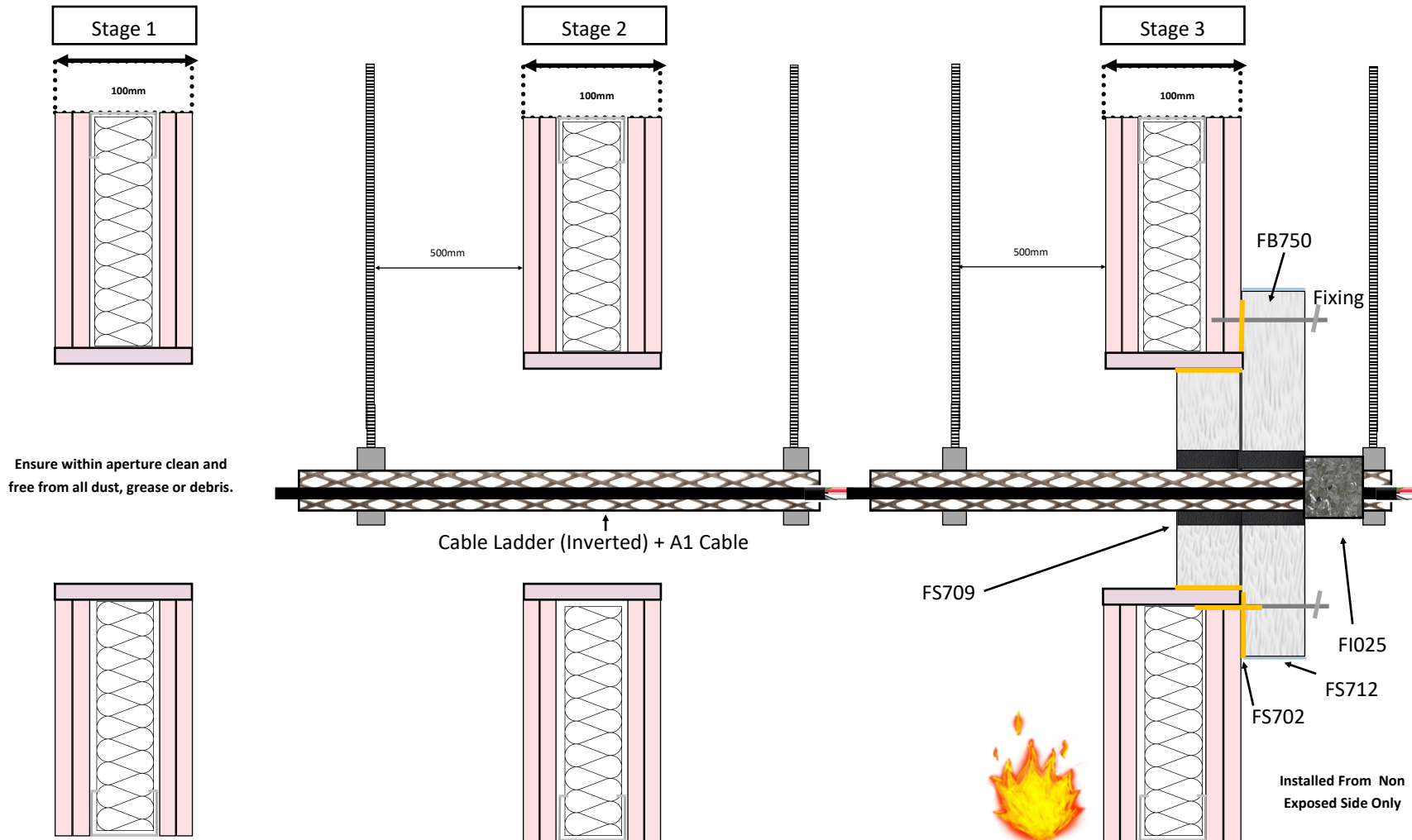
Consult the relevant product ETA or Certification documents for full application instructions

Detail Drawn By : IOM

Failure to adhere to the information shown on this product application sheet or the use of alternative products, may render this detail as not fit for purpose. If Changes are required please contact the Nullifire Technical Department.

Wall Construction : 50x35mm Galvanised C section studs at nominal 600mm centres : 52x35mm U channel head and base track : 2 layers 12.5mm Fireboard Plasterboard to both faces.

Wall Insulation : 100kg/m3 Rock Mineral Fibre, locally removed by 100mm in all directions as required : Detail applicable to Insulated and non insulated partition of an equal or greater overall width.



Tested Detail

EN 1366-3 2009

Report No:WF510091

Seal Ref: B8

Installed from a single side

Cable Carrier : Ladder 300 x 40 Inverted

Cables : A1

Carrier Gauge : 1.5mm

Wall Classification :EN13501/2

Flexible / Rigid Walls 100mm +

Pipe End Condition :N/A

Seal Classification Fire from Either Side

EI 90 Integrity and Insulation)

E 180 (Integrity Only)

I 90 (Insulation)

Products

Nullifire FB750 Intubatt

Nullifire FS702 Intumastic

Nullifire FS712 Intucoat

Nullifire FS709 HP

Nullifire FI025 1 layer 1 Row

Nullifire

Maximum permitted opening size

1100 x 1100mm

Consult the relevant product ETA or Certification documents for full application instructions

Detail Drawn By : IOM

Failure to adhere to the information shown on this product application sheet or the use of alternative products, may render this detail as not fit for purpose. If changes are required please contact the Nullifire Technical Department.

Application : FB750 : Compressed + Pattress : Overlap to Partition all sides 75mm : Bonded to Partition using FS 702 : Fixings 70mm PB Screws + 25mm Penny Washer at Max 200mm Centres : Max 50mm from Joints.

Application : FS709 : 210 x 60mm square opening within FB750 or Minimum 20mm annular space around : Depth of 709 = 100mm ((Full depth of FB750) add FI025 1 layer 1 row

Application : FS712 : Using a paint brush : Make good any damage to FB750 face and coat all exposed edges liberally. (Screws and Washers are not required to be coated)

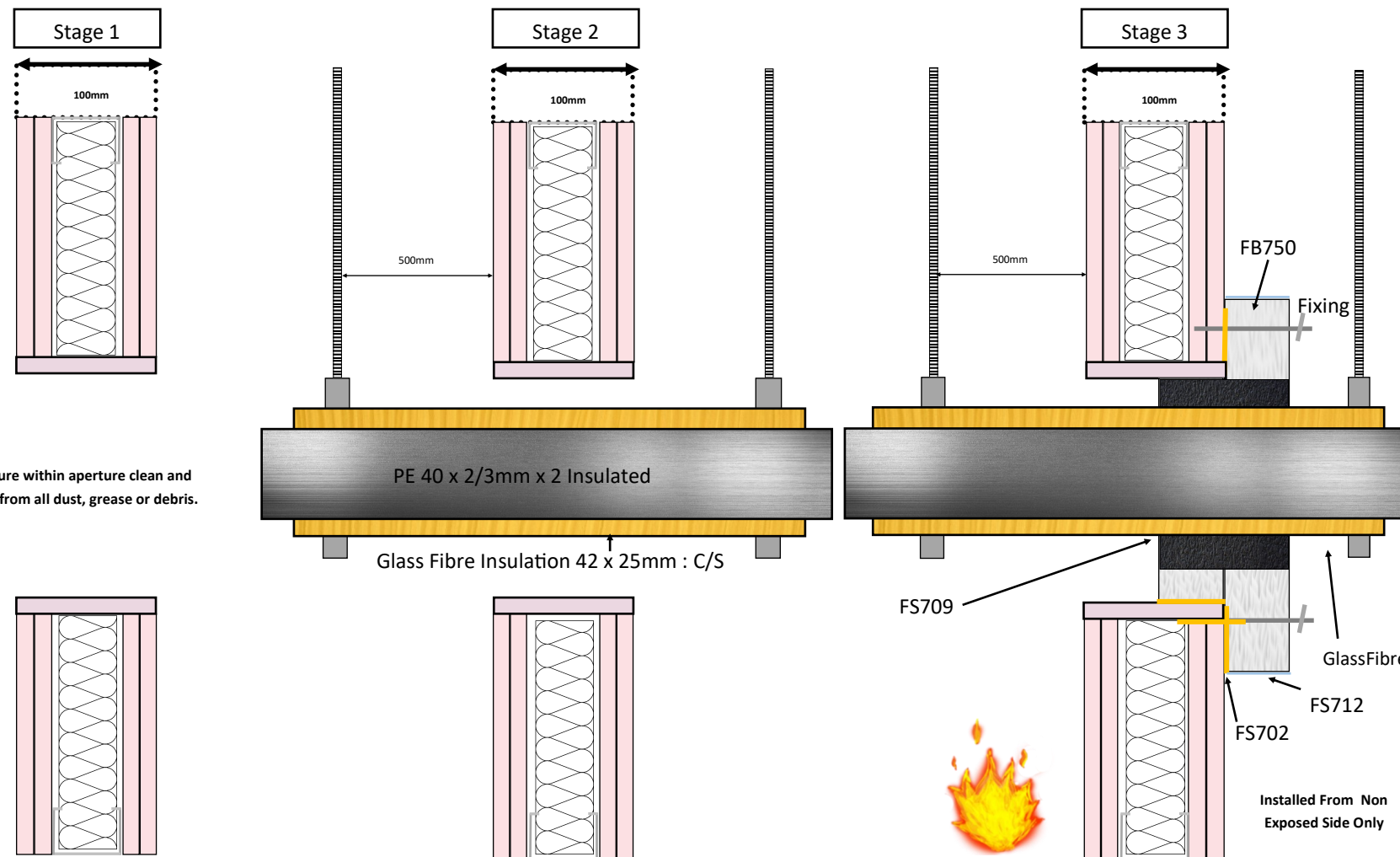
Stage 1 / Ensure Compliant Wall Construction to EN13501/2 , Ensure Overall Wall width is equal to or greater than 100mm: Opening May be :-Framed & Lined

Stage 2 / Ensure service type is applicable to that shown on this document or acceptable under the conditions of the EXAP.

Stage 3 / Construct seal to detail shown on this document : Ensuring EI requirement of compartment or Fire Strategy do not exceed the maximum test classification period shown on this document.

Wall Construction : 50x35mm Galvanised C section studs at nominal 600mm centres : 52x35mm U channel head and base track : 2 layers 12.5mm Fireboard Plasterboard to both faces.

Wall Insulation : 100kg/m³ Rock Mineral Fibre, locally removed by 100mm in all directions as required : Detail applicable to Insulated and non insulated partition of an equal or greater overall width.



Tested Detail

EN 1366-3 2009

Report No:WF510091

Seal Ref: A9

Installed from a single side

PIPES : PE 40mm x 2-3.0mm x 2 touching

Insulation: GlassFibre continuous

Insulation Wall Thickness : 25mm

Wall Classification :EN13501/2

Flexible / Rigid Walls 100mm +

Pipe End Condition :U/C

Seal Classification Fire from either side

EI 180 (Integrity and Insulation)

E 180 (Integrity Only)

I 180 (Insulation)

Products

Nullifire FB750 Intubatt

Nullifire FS702 Intumastic

Nullifire FS712 Intucoat

Nullifire FS709 HP

Nullifire

Maximum permitted opening size

1100 x 1100mm

Consult the relevant product ETA or Certification documents for full application instructions

Detail Drawn By : IOM

Failure to adhere to the information shown on this product application sheet or the use of alternative products, may render this detail as not fit for purpose. If changes are required please contact the Nullifire Technical Department.

Application : FB750 : Compressed + Pattress :Overlap to Partition all sides 75mm : Bonded to Partition using FS 702 : Fixings 70mm PB Screws + 25mm Penny Washer at Max 200mm Centres : Max 50mm from Joints.

Application : FS709 : 220x 220mm square opening within FB750 or Minimum 20mm annular space around : Depth of 709 = 100mm ((Full depth of FB750)

Application : FS712 : Using a paint brush : Make good any damage to FB750 face and coat all cut edges liberally. (Screws and Washers are not required to be coated)

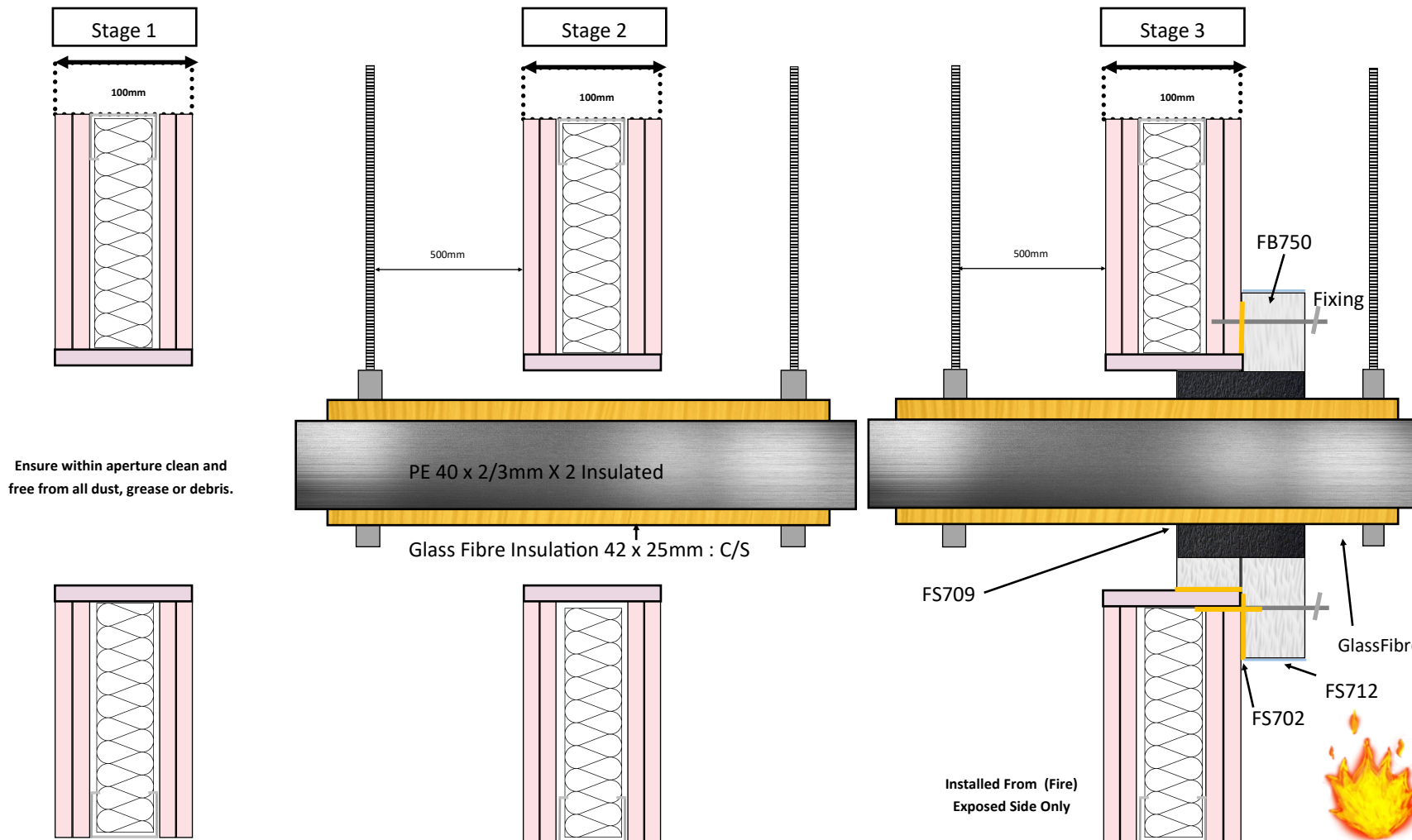
Stage 1 / Ensure Compliant Wall Construction to EN13501/2 , Ensure Overall Wall width is equal to or greater than 100mm: Opening May be :-Framed & Lined .

Stage 2 / Ensure service type is applicable to that shown on this document or acceptable under the conditions of the EXAP.

Stage 3 / Construct seal to detail shown on this document : Ensuring EI requirement of compartment or Fire Strategy do not exceed the maximum test classification period shown on this document.

Wall Construction : 50x35mm Galvanised C section studs at nominal 600mm centres : 52x35mm U channel head and base track : 2 layers 12.5mm Fireboard Plasterboard to both faces.

Wall Insulation : 100kg/m³ Rock Mineral Fibre, locally removed by 100mm in all directions as required : Detail applicable to Insulated and non insulated partition of an equal or greater overall width.



Tested Detail

EN 1366-3 2009

Report No:WF510091

Seal Ref: B9

Installed from a single side

PIPES : PE 40mm x 2-3.0mm x 2 touching

Insulation: GlassFibre continuous

Insulation Wall Thickness : 25mm

Wall Classification :EN13501/2

Flexible / Rigid Walls 100mm +

Pipe End Condition :U/C

Seal Classification Fire from either side

EI 180 (Integrity and Insulation)

E 180 (Integrity Only)

I 180 (Insulation)

Products

Nullifire FB750 Intubatt

Nullifire FS702 Intumastic

Nullifire FS712 Intucoat

Nullifire FS709 HP

Nullifire

Maximum permitted opening size

1100 x 1100mm

Consult the relevant product ETA or Certification documents for full application instructions

Detail Drawn By : IOM

Failure to adhere to the information shown on this product application sheet or the use of alternative products, may render this detail as not fit for purpose. If Changes are required please contact the Nullifire Technical Department.

Application : FB750 : Compressed + Pattress :Overlap to Partition all sides 75mm : Bonded to Partition using FS 702 : Fixings 70mm PB Screws + 25mm Penny Washer at Max 200mm Centres : Max 50mm from Joints.

Application : FS709 : 220x 220mm square opening within FB750 or Minimum 20mm annular space around : Depth of 709 = 100mm ((Full depth of FB750)

Application : FS712 : Using a paint brush : Make good any damage to FB750 face and coat all cut edges liberally. (Screws and Washers are not required to be coated)

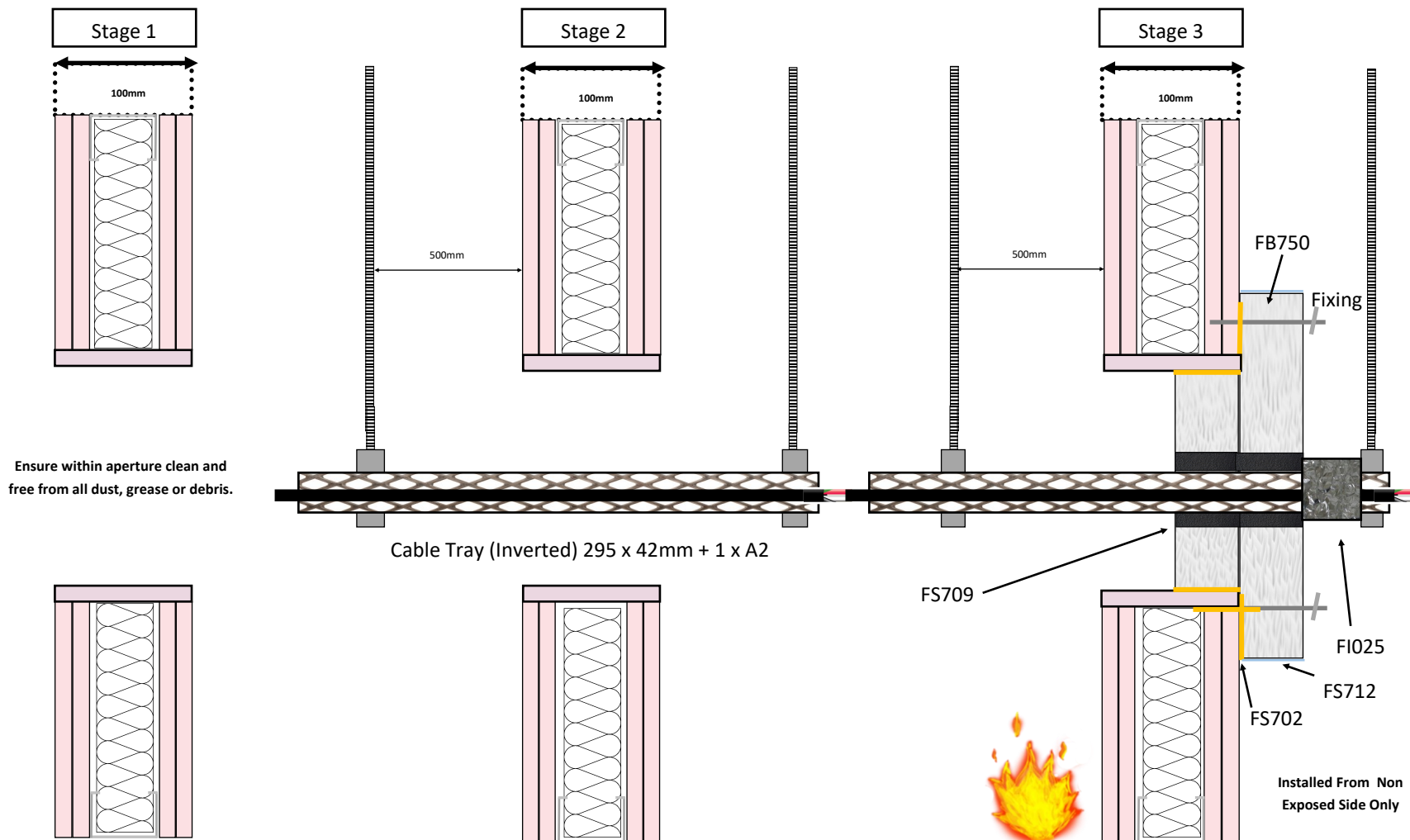
Stage 1 / Ensure Compliant Wall Construction to EN13501/2 , Ensure Overall Wall width is equal to or greater than 100mm: Opening May be :-Framed & Lined

Stage 2 / Ensure service type is applicable to that shown on this document or acceptable under the conditions of the EXAP.

Stage 3 / Construct seal to detail shown on this document : Ensuring EI requirement of compartment or Fire Strategy do not exceed the maximum test classification period shown on this document.

Wall Construction : 50x35mm Galvanised C section studs at nominal 600mm centres : 52x35mm U channel head and base track : 2 layers 12.5mm Fireboard Plasterboard to both faces.

Wall Insulation : 100kg/m³ Rock Mineral Fibre, locally removed by 100mm in all directions as required : Detail applicable to Insulated and non insulated partition of an equal or greater overall width.



Tested Detail

EN 1366-3 2009

Report No:WF510091

Seal Ref: A10

Installed from a single side

Cable Carrier : Tray 295x42mm Inverted

Cables : A2

Carrier Gauge : 1.5mm

Wall Classification : EN13501/2

Flexible / Rigid Walls 100mm +

Pipe End Condition : N/A

Seal Classification Fire from Either Side

EI 180 (Integrity and Insulation)

E 180 (Integrity Only)

I 180 (Insulation)

Products

Nullifire FB750 Intubatt

Nullifire FS702 Intumastic

Nullifire FS712 Intucoat

Nullifire FS709 HP

Nullifire FI025 1layer 1 row

Nullifire

Maximum permitted opening size

1100 x 1100mm

Consult the relevant product ETA or Certification documents for full application instructions

Detail Drawn By : IOM

Failure to adhere to the information shown on this product application sheet or the use of alternative products, may render this detail as not fit for purpose. If Changes are required please contact the Nullifire Technical Department.

Application : FB750 : Compressed + Pattress : Overlap to Partition all sides 75mm : Bonded to Partition using FS 702 : Fixings 70mm PB Screws + 25mm Penny Washer at Max 200mm Centres : Max 50mm from Joints.

Application : FS709 : 170x 70mm square opening within FB750 or Minimum 20mm annular space around : Depth of 709 = 100mm ((Full depth of FB750) add FI025 1 layer 1 row

Application : FS712 : Using a paint brush : Make good any damage to FB750 face and coat all exposed edges liberally. (Screws and Washers are not required to be coated)

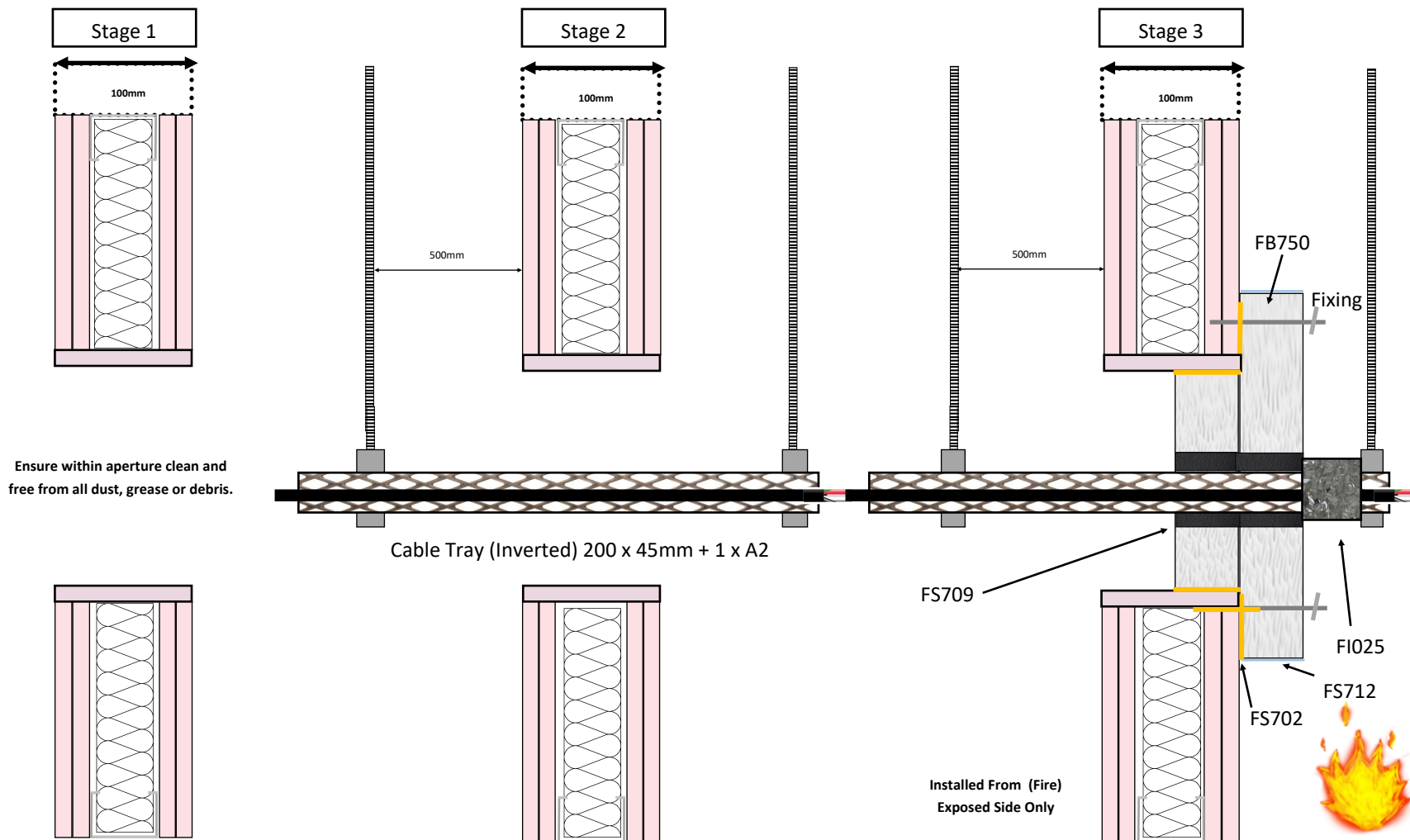
Stage 1 / Ensure Compliant Wall Construction to EN13501/2 , Ensure Overall Wall width is equal to or greater than 100mm: Opening May be :-Framed & Lined

Stage 2 / Ensure service type is applicable to that shown on this document or acceptable under the conditions of the EXAP.

Stage 3 / Construct seal to detail shown on this document : Ensuring EI requirement of compartment or Fire Strategy do not exceed the maximum test classification period shown on this document.

Wall Construction : 50x35mm Galvanised C section studs at nominal 600mm centres : 52x35mm U channel head and base track : 2 layers 12.5mm Fireboard Plasterboard to both faces.

Wall Insulation : 100kg/m³ Rock Mineral Fibre, locally removed by 100mm in all directions as required : Detail applicable to Insulated and non insulated partition of an equal or greater overall width.



Application : FB750 : Compressed + Pattress : Overlap to Partition all sides 75mm : Bonded to Partition using FS 702 : Fixings 70mm PB Screws + 25mm Penny Washer at Max 200mm Centres : Max 50mm from Joints.

Application : FS709 : 170x 70mm square opening within FB750 or Minimum 20mm annular space around : Depth of 709 = 100mm ((Full depth of FB750) add FI025 1 layer 1 row

Application : FS712 : Using a paint brush : Make good any damage to FB750 face and coat all exposed edges liberally. (Screws and Washers are not required to be coated)

Stage 1 / Ensure Compliant Wall Construction to EN13501/2 , Ensure Overall Wall width is equal to or greater than 100mm: Opening May be :-Framed & Lined

Stage 2 / Ensure service type is applicable to that shown on this document or acceptable under the conditions of the EXAP.

Stage 3 / Construct seal to detail shown on this document : Ensuring EI requirement of compartment or Fire Strategy do not exceed the maximum test classification period shown on this document.

Tested Detail

EN 1366-3 2009

Report No:WF510091

Seal Ref: B10

Installed from a single side

Cable Carrier : Tray 200x45mm Inverted

Cables : A2

Carrier Gauge : 1.5mm

Wall Classification :EN13501/2

Flexible / Rigid Walls 100mm +

Pipe End Condition :N/A

Seal Classification Fire from Either Side

EI 180 (Integrity and Insulation)

E 180 (Integrity Only)

I 180 (Insulation)

Products

Nullifire FB750 Intubatt

Nullifire FS702 Intumastic

Nullifire FS712 Intucoat

Nullifire FS709 HP

Nullifire FI025 1 layer 1 row

Nullifire

Maximum permitted opening size

1100 x 1100mm

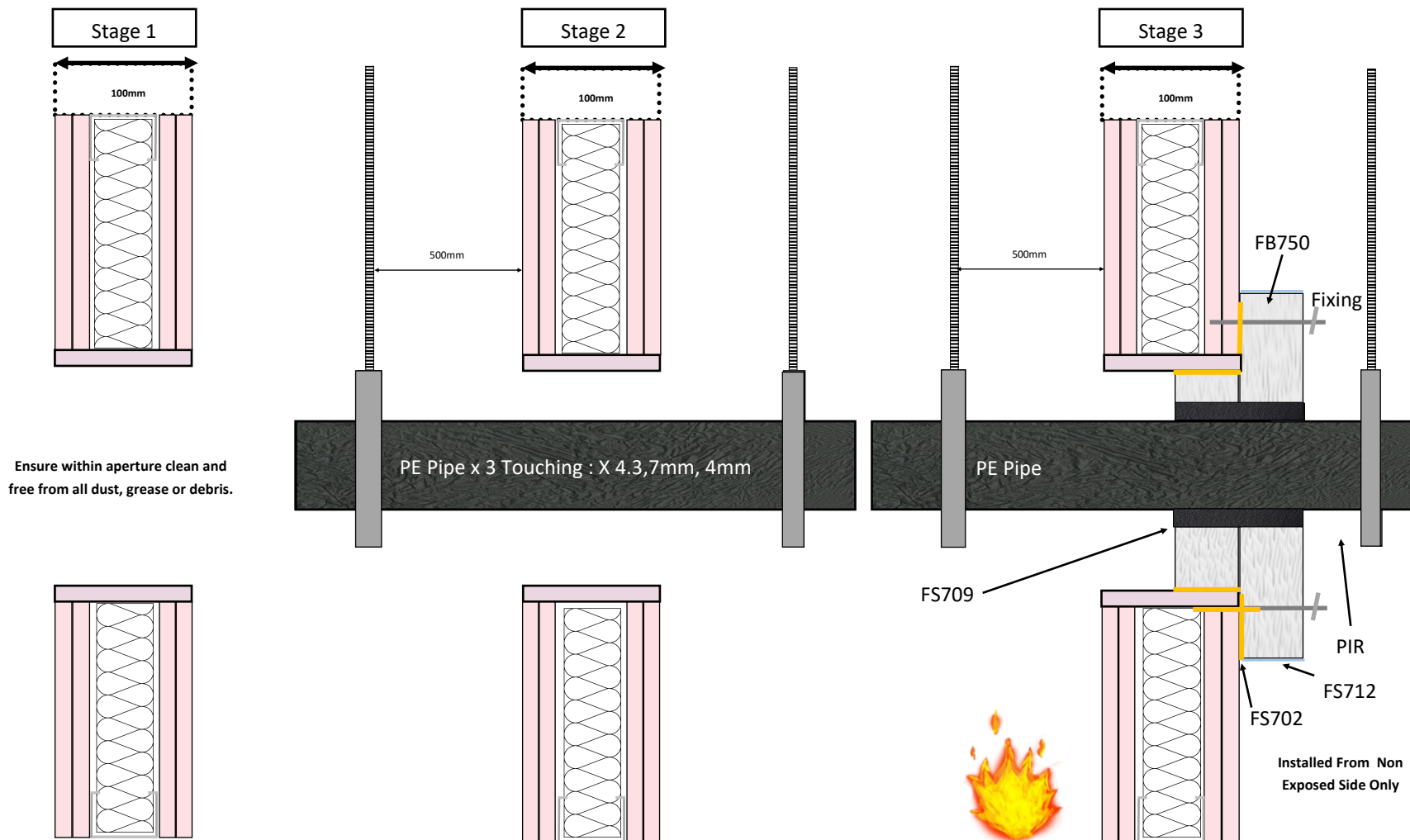
Consult the relevant product ETA or Certification documents for full application instructions

Detail Drawn By : IOM

Failure to adhere to the information shown on this product application sheet or the use of alternative products, may render this detail as not fit for purpose. If Changes are required please contact the Nullifire Technical Department.

Wall Construction : 50x35mm Galvanised C section studs at nominal 600mm centres : 52x35mm U channel head and base track : 2 layers 12.5mm Fireboard Plasterboard to both faces.

Wall Insulation : 100kg/m³ Rock Mineral Fibre, locally removed by 100mm in all directions as required : Detail applicable to Insulated and non insulated partition of an equal or greater overall width.



Tested Detail

EN 1366-3 2009

Report No:WF510091

Seal Ref: A11

Installed from a single side

PIPE Material : PE x 3 Touching

Pipe Diameter : 50,55,60mm

Pipe Wall Thickness : 4.3mm, 7mm, 4mm

Wall Classification : EN13501/2

Flexible / Rigid Walls 100mm +

Pipe End Condition : U/C

Seal Classification Fire from both sides

EI 180 (Integrity and Insulation)

E 180 (Integrity Only)

I 180 (Insulation)

Products

Nullifire FB750 Intubatt

Nullifire FS702 Intumastic

Nullifire FS712 Intucoat

Nullifire FS709 HP

Nullifire

Maximum permitted opening size

1100 x 1100mm

Consult the relevant product ETA or Certification documents for full application instructions

Detail Drawn By : IOM

Failure to adhere to the information shown on this product application sheet or the use of alternative products, may render this detail as not fit for purpose. If Changes are required please contact the Nullifire Technical Department.

Application : FB750 : Compressed + Pattress : Overlap to Partition all sides 75mm : Bonded to Partition using FS 702 : Fixings 70mm PB Screws + 25mm Penny Washer at Max 200mm Centres : Max 50mm from Joints.

Application : FS709 : 170 x 60mm square opening within FB750 or Minimum 20mm annular space around : Depth of 709 = 100mm ((or Full depth of FB750)

Application : FS712 : Using a paint brush : Make good any damage to FB750 face and coat all exposed edges liberally. (Screws and Washers are not required to be coated)

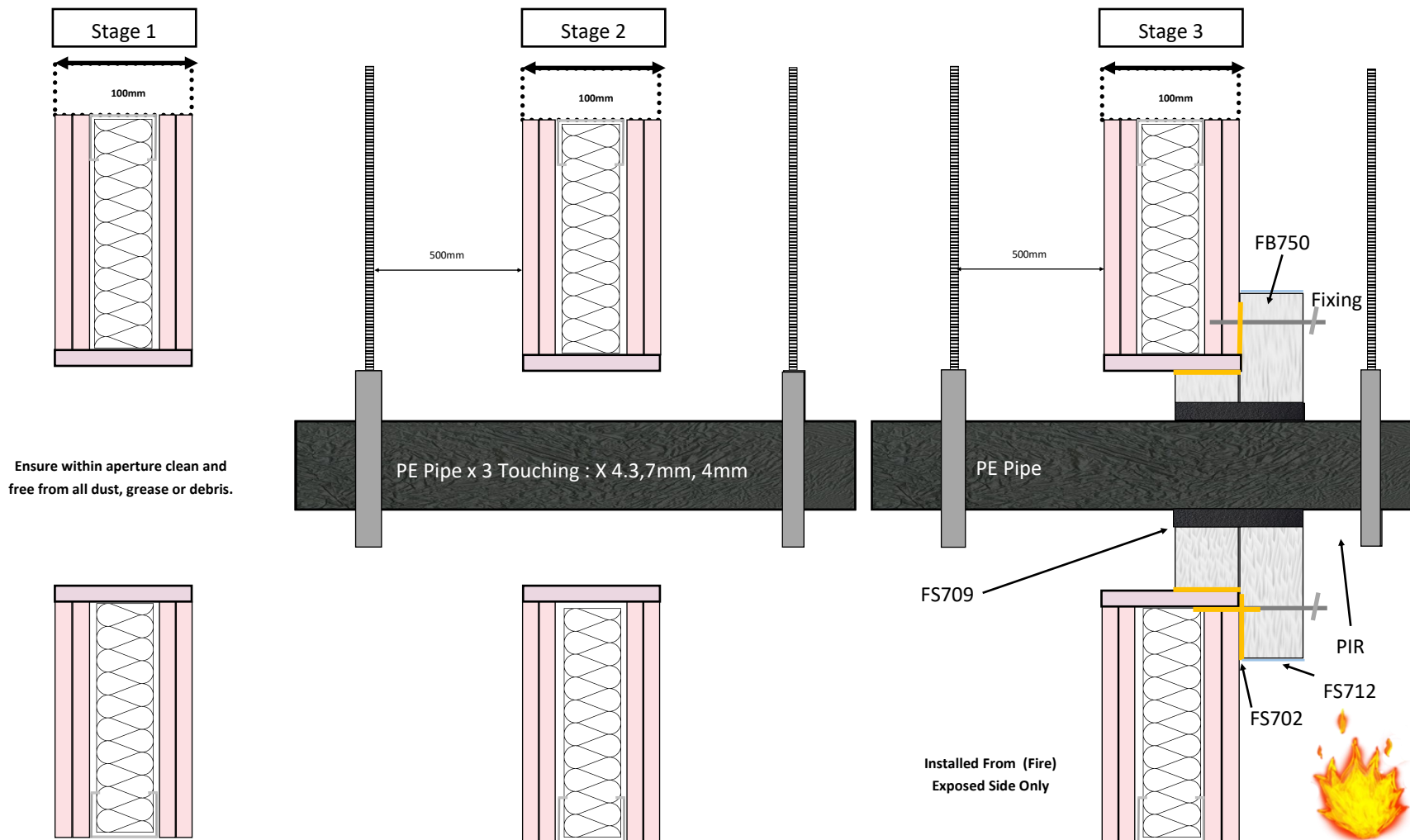
Stage 1 / Ensure Compliant Wall Construction to EN13501/2 , Ensure Overall Wall width is equal to or greater than 100mm: Opening May be :-Framed & Lined .

Stage 2 / Ensure service type is applicable to that shown on this document or acceptable under the conditions of the EXAP.

Stage 3 / Construct seal to detail shown on this document : Ensuring EI requirement of compartment or Fire Strategy do not exceed the maximum test classification period shown on this document.

Wall Construction : 50x35mm Galvanised C section studs at nominal 600mm centres : 52x35mm U channel head and base track : 2 layers 12.5mm Fireboard Plasterboard to both faces.

Wall Insulation : 100kg/m³ Rock Mineral Fibre, locally removed by 100mm in all directions as required : Detail applicable to Insulated and non insulated partition of an equal or greater overall width.



Tested Detail

EN 1366-3 2009

Report No:WF510091

Seal Ref: B11

Installed from a single side

PIPE Material : PE x 3 Touching

Pipe Diameter : 50,55,60mm

Pipe Wall Thickness : 4.3mm, 7mm, 4mm

Wall Classification : EN13501/2

Flexible / Rigid Walls 100mm +

Pipe End Condition : U/C

Seal Classification Fire from both sides

EI 180 (Integrity and Insulation)

E 180 (Integrity Only)

I 180 (Insulation)

Products

Nullifire FB750 Intubatt

Nullifire FS702 Intumastic

Nullifire FS712 Intucoat

Nullifire FS709 HP

Nullifire

Maximum permitted opening size

1100 x 1100mm

Consult the relevant product ETA or Certification documents for full application instructions

Detail Drawn By : IOM

Failure to adhere to the information shown on this product application sheet or the use of alternative products, may render this detail as not fit for purpose. If Changes are required please contact the Nullifire Technical Department.

Application : FB750 : Compressed + Pattress : Overlap to Partition all sides 75mm : Bonded to Partition using FS 702 : Fixings 70mm PB Screws + 25mm Penny Washer at Max 200mm Centres : Max 50mm from Joints.

Application : FS709 : 170 x 60mm square opening within FB750 or Minimum 20mm annular space around : Depth of 709 = 100mm ((or Full depth of FB750)

Application : FS712 : Using a paint brush : Make good any damage to FB750 face and coat all exposed edges liberally. (Screws and Washers are not required to be coated)

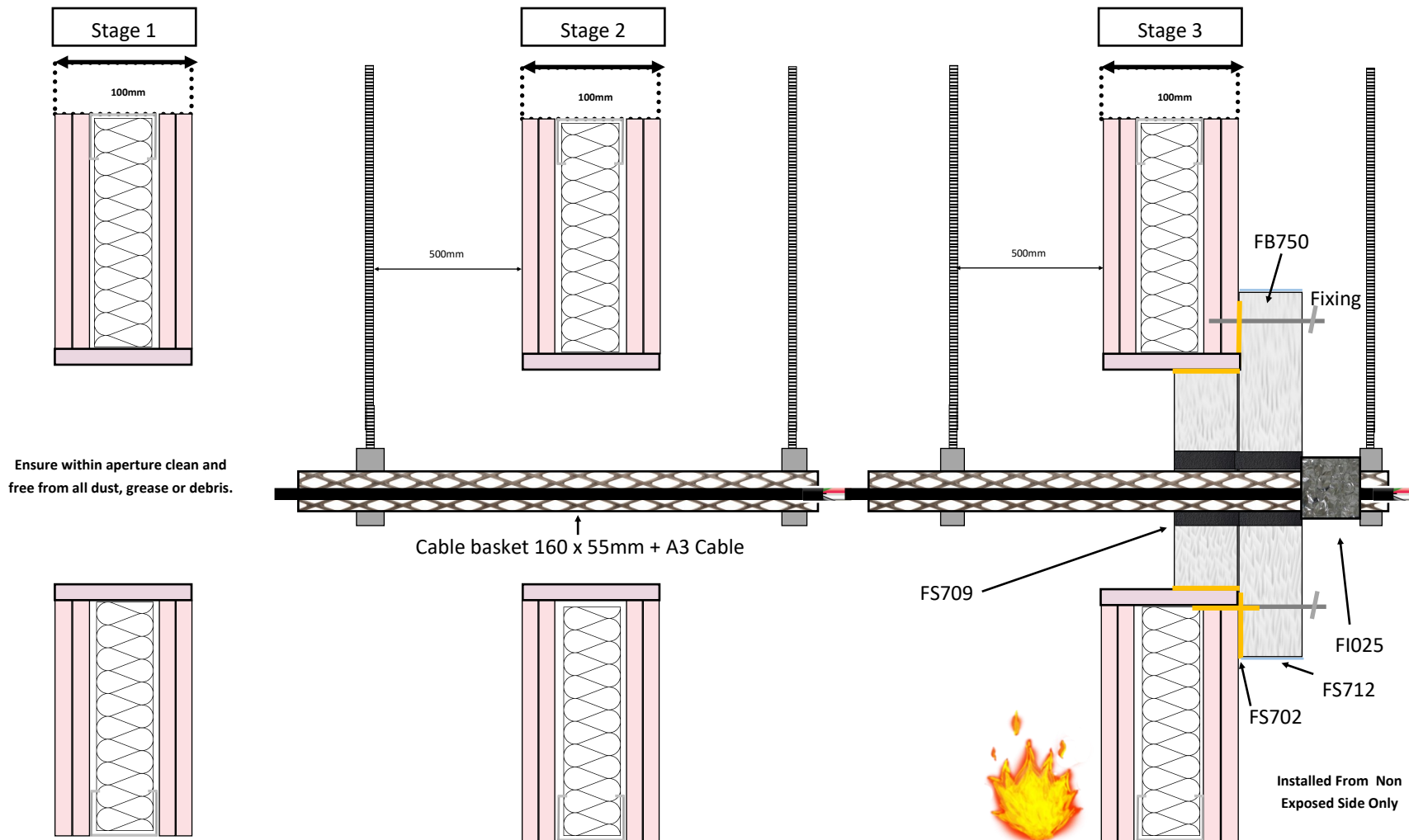
Stage 1 / Ensure Compliant Wall Construction to EN13501/2 , Ensure Overall Wall width is equal to or greater than 100mm: Opening May be :-Framed & Lined.

Stage 2 / Ensure service type is applicable to that shown on this document or acceptable under the conditions of the EXAP.

Stage 3 / Construct seal to detail shown on this document : Ensuring EI requirement of compartment or Fire Strategy do not exceed the maximum test classification period shown on this document.

Wall Construction : 50x35mm Galvanised C section studs at nominal 600mm centres : 52x35mm U channel head and base track : 2 layers 12.5mm Fireboard Plasterboard to both faces.

Wall Insulation : 100kg/m³ Rock Mineral Fibre, locally removed by 100mm in all directions as required : Detail applicable to Insulated and non insulated partition of an equal or greater overall width.



Tested Detail

EN 1366-3 2009

Report No:WF510091

Seal Ref: A12

Installed from a single side

Cable Carrier : Basket 160 x 55mm

Cables : A3

Carrier Gauge : 1.5mm

Wall Classification : EN13501/2

Flexible / Rigid Walls 100mm +

Pipe End Condition : N/A

Seal Classification

EI 180 Integrity and Insulation)

E 180 (Integrity Only)

I 180 (Insulation)

Products

Nullifire FB750 Intubatt

Nullifire FS702 Intumastic

Nullifire FS712 Intucoat

Nullifire FS709 HP

Nullifire FI025 1 layer 1 row

Nullifire

Maximum permitted opening size

1100 x 1100mm

Consult the relevant product ETA or Certification documents for full application instructions

Detail Drawn By : IOM

Failure to adhere to the information shown on this product application sheet or the use of alternative products, may render this detail as not fit for purpose. If changes are required please contact the Nullifire Technical Department.

Application : FB750 : Compressed + Pattress : Overlap to Partition all sides 75mm : Bonded to Partition using FS 702 : Fixings 70mm PB Screws + 25mm Penny Washer at Max 200mm Centres : Max 50mm from Joints.

Application : FS709 : 170 x 60mm square opening within FB750 or Minimum 20mm annular space around : Depth of 709 = 100mm ((Full depth of FB750) add FI025 1 layer 1 row

Application : FS712 : Using a paint brush : Make good any damage to FB750 face and coat all exposed edges liberally. (Screws and Washers are not required to be coated)

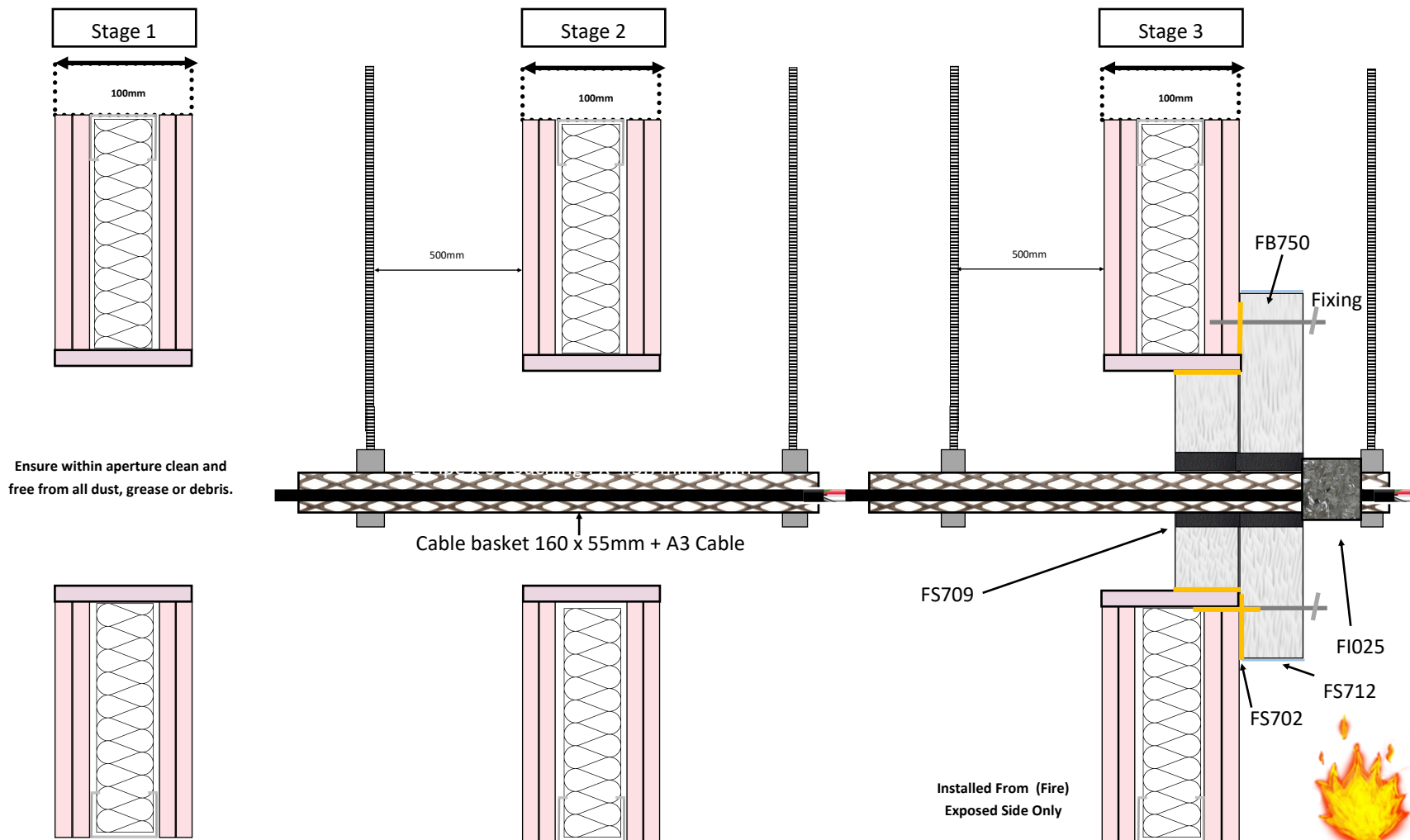
Stage 1 / Ensure Compliant Wall Construction to EN13501/2 , Ensure Overall Wall width is equal to or greater than 100mm: Opening May be :-Framed & Lined

Stage 2 / Ensure service type is applicable to that shown on this document or acceptable under the conditions of the EXAP.

Stage 3 / Construct seal to detail shown on this document : Ensuring EI requirement of compartment or Fire Strategy do not exceed the maximum test classification period shown on this document.

Wall Construction : 50x35mm Galvanised C section studs at nominal 600mm centres : 52x35mm U channel head and base track : 2 layers 12.5mm Fireboard Plasterboard to both faces.

Wall Insulation : 100kg/m3 Rock Mineral Fibre, locally removed by 100mm in all directions as required : Detail applicable to Insulated and non insulated partition of an equal or greater overall width.



Tested Detail

EN 1366-3 2009

Report No:WF510091

Seal Ref: B12

Installed from a single side

Cable Carrier : Basket 160 x 55mm

Cables : A3

Carrier Gauge : 1.5mm

Wall Classification : EN13501/2

Flexible / Rigid Walls 100mm +

Pipe End Condition : N/A

Seal Classification Fire From Either Side

EI 120 Integrity and Insulation)

E 180 (Integrity Only)

I 120 (Insulation)

Products

Nullifire FB750 Intubatt

Nullifire FS702 Intumastic

Nullifire FS712 Intucoat

Nullifire FS709 HP

Nullifire FI025 1 layer 1 Row

Nullifire

Maximum permitted opening size

1100 x 1100mm

Consult the relevant product ETA or Certification documents for full application instructions

Detail Drawn By : IOM

Failure to adhere to the information shown on this product application sheet or the use of alternative products, may render this detail as not fit for purpose. If Changes are required please contact the Nullifire Technical Department.

Application : FB750 : Compressed + Pattress : Overlap to Partition all sides 75mm : Bonded to Partition using FS 702 : Fixings 70mm PB Screws + 25mm Penny Washer at Max 200mm Centres : Max 50mm from Joints.

Application : FS709 : 170 x 60mm square opening within FB750 or Minimum 20mm annular space around : Depth of 709 = 100mm ((Full depth of FB750) add FI025 1 layer 1 row

Application : FS712 : Using a paint brush : Make good any damage to FB750 face and coat all exposed edges liberally. (Screws and Washers are not required to be coated)

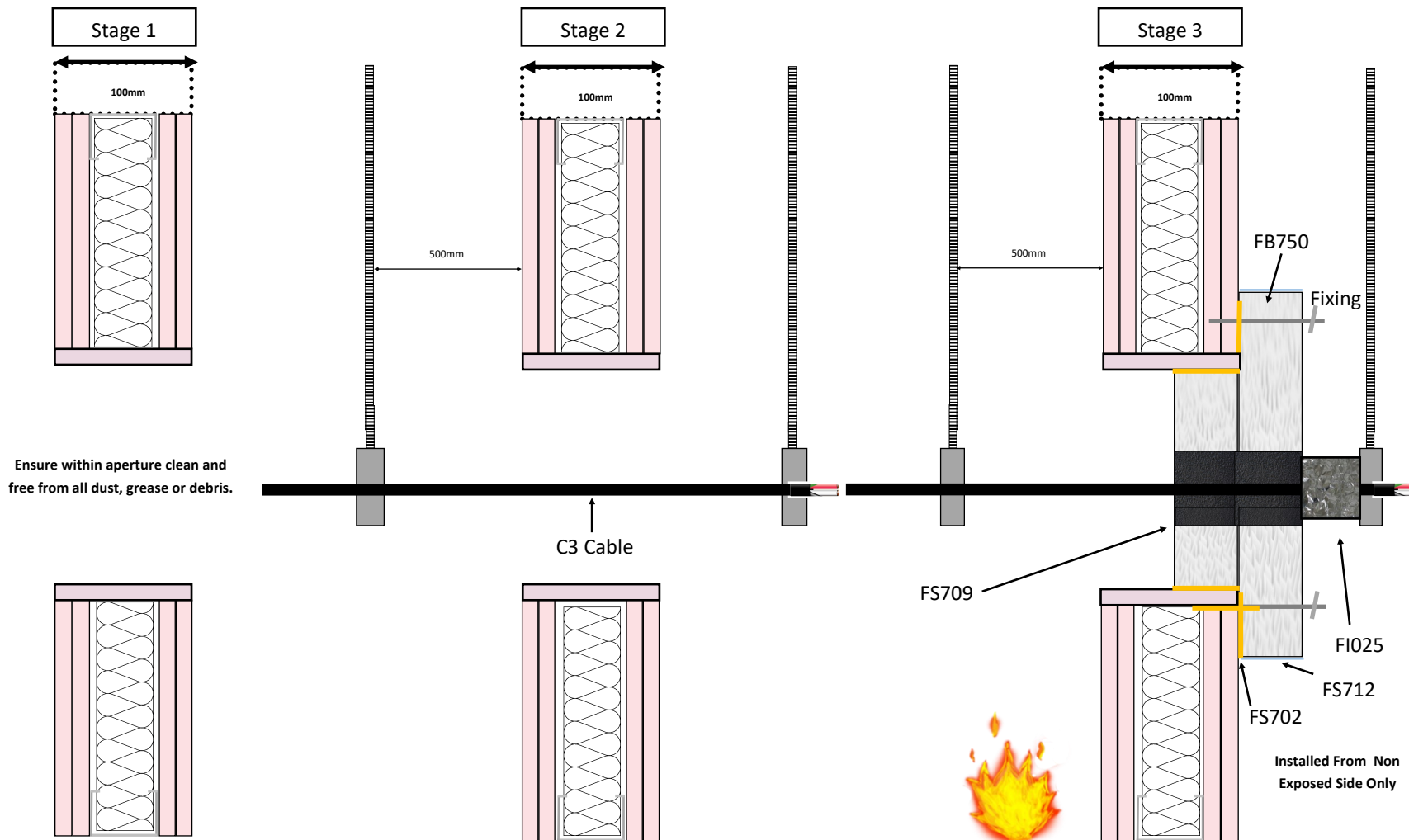
Stage 1 / Ensure Compliant Wall Construction to EN13501/2 , Ensure Overall Wall width is equal to or greater than 100mm: Opening May be :-Framed & Lined

Stage 2 / Ensure service type is applicable to that shown on this document or acceptable under the conditions of the EXAP.

Stage 3 / Construct seal to detail shown on this document : Ensuring EI requirement of compartment or Fire Strategy do not exceed the maximum test classification period shown on this document.

Wall Construction : 50x35mm Galvanised C section studs at nominal 600mm centres : 52x35mm U channel head and base track : 2 layers 12.5mm Fireboard Plasterboard to both faces.

Wall Insulation : 100kg/m³ Rock Mineral Fibre, locally removed by 100mm in all directions as required : Detail applicable to Insulated and non insulated partition of an equal or greater overall width.



Application : FB750 : Compressed + Pattress : Overlap to Partition all sides 75mm : Bonded to Partition using FS 702 : Fixings 70mm PB Screws + 25mm Penny Washer at Max 200mm Centres : Max 50mm from Joints.

Application : FS709 : 50x 50mm square opening within FB750 or Minimum 20mm annular space around : Depth of 709 = 100mm ((Full depth of FB750) add FI025 1 layer 1 row

Application : FS712 : Using a paint brush : Make good any damage to FB750 face and coat all exposed edges liberally. (Screws and Washers are not required to be coated)

Stage 1 / Ensure Compliant Wall Construction to EN13501/2 , Ensure Overall Wall width is equal to or greater than 100mm: Opening May be :-Framed & Lined

Stage 2 / Ensure service type is applicable to that shown on this document or acceptable under the conditions of the EXAP.

Stage 3 / Construct seal to detail shown on this document : Ensuring EI requirement of compartment or Fire Strategy do not exceed the maximum test classification period shown on this document.

Tested Detail

EN 1366-3 2009

Report No:WF510091

Seal Ref: B12

Installed from a single side

Cable Carrier : N/A

Cables : C3

Carrier Gauge : N/A

Wall Classification :EN13501/2

Flexible / Rigid Walls 100mm +

Pipe End Condition :N/A

Seal Classification Fire From Either Side

EI 120 Integrity and Insulation)

E 180 (Integrity Only)

I 120 (Insulation)

Products

Nullifire FB750 Intubatt

Nullifire FS702 Intumastic

Nullifire FS712 Intucoat

Nullifire FS709 HP

Nullifire FI025 1 layer 1 row

Nullifire

Maximum permitted opening size

1100 x 1100mm

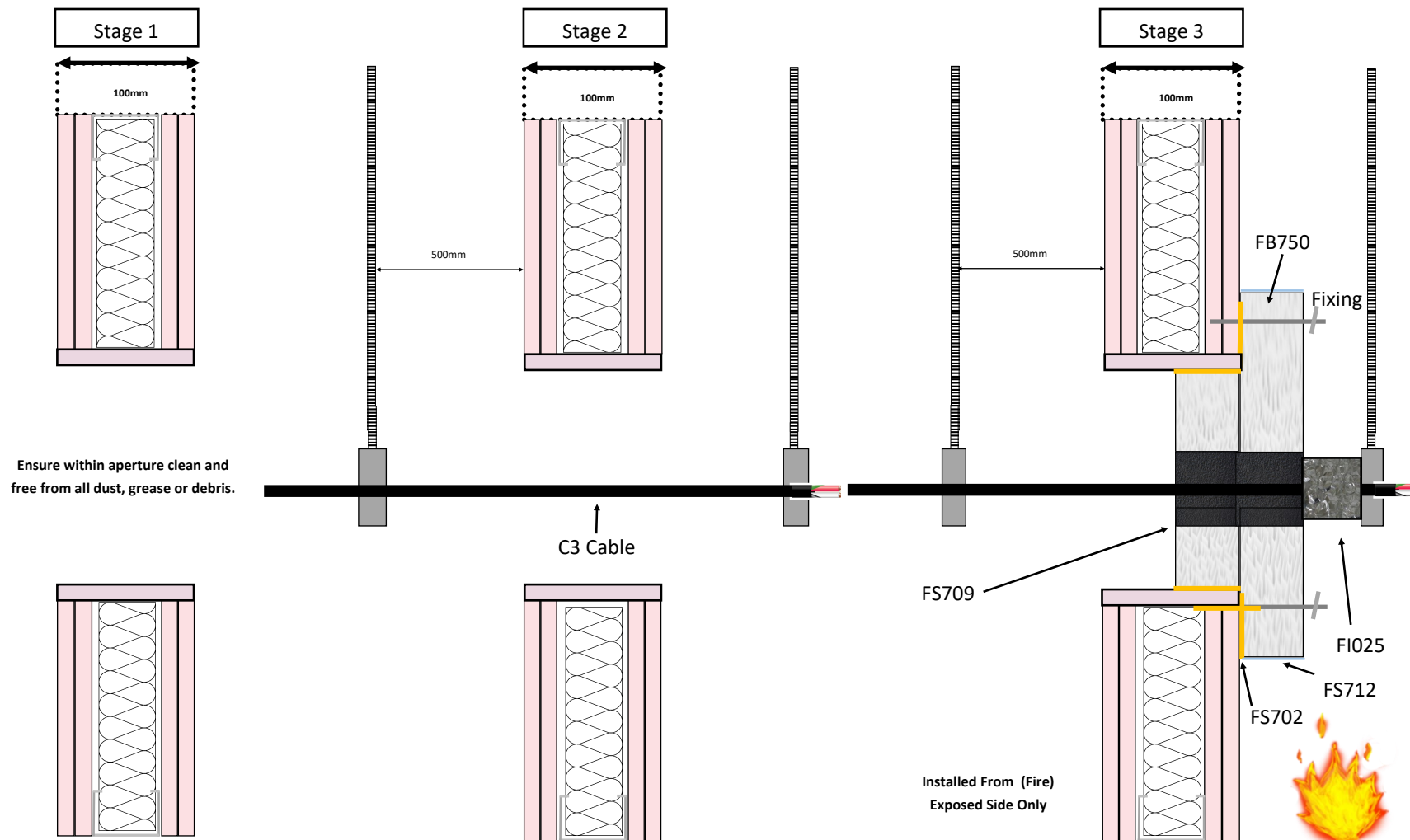
Consult the relevant product ETA or Certification documents for full application instructions

Detail Drawn By : IOM

Failure to adhere to the information shown on this product application sheet or the use of alternative products, may render this detail as not fit for purpose. If Changes are required please contact the Nullifire Technical Department.

Wall Construction : 50x35mm Galvanised C section studs at nominal 600mm centres : 52x35mm U channel head and base track : 2 layers 12.5mm Fireboard Plasterboard to both faces.

Wall Insulation : 100kg/m³ Rock Mineral Fibre, locally removed by 100mm in all directions as required : Detail applicable to Insulated and non insulated partition of an equal or greater overall width.



Application : FB750 : Compressed + Pattress : Overlap to Partition all sides 75mm : Bonded to Partition using FS 702 : Fixings 70mm PB Screws + 25mm Penny Washer at Max 200mm Centres : Max 50mm from Joints.

Application : FS709 : 50x 50mm square opening within FB750 or Minimum 20mm annular space around : Depth of 709 = 100mm ((Full depth of FB750) add FI025 1 layer 1 row

Application : FS712 : Using a paint brush : Make good any damage to FB750 face and coat all exposed edges liberally. (Screws and Washers are not required to be coated)

Stage 1 / Ensure Compliant Wall Construction to EN13501/2 , Ensure Overall Wall width is equal to or greater than 100mm: Opening May be :-Framed & Lined

Stage 2 / Ensure service type is applicable to that shown on this document or acceptable under the conditions of the EXAP.

Stage 3 / Construct seal to detail shown on this document : Ensuring EI requirement of compartment or Fire Strategy do not exceed the maximum test classification period shown on this document.

Tested Detail

EN 1366-3 2009

Report No:WF510091

Seal Ref: B12

Installed from a single side

Cable Carrier : N/A

Cables : C3

Carrier Gauge : N/A

Wall Classification :EN13501/2

Flexible / Rigid Walls 100mm +

Pipe End Condition :N/A

Seal Classification

EI 180 (Integrity and Insulation)

E 180 (Integrity Only)

I 180 (Insulation)

Products

Nullifire FB750 Intubatt

Nullifire FS702 Intumastic

Nullifire FS712 Intucoat

Nullifire FS709 HP

Nullifire FI025 1 layer 1 row

Nullifire

Maximum permitted opening size

1100 x 1100mm

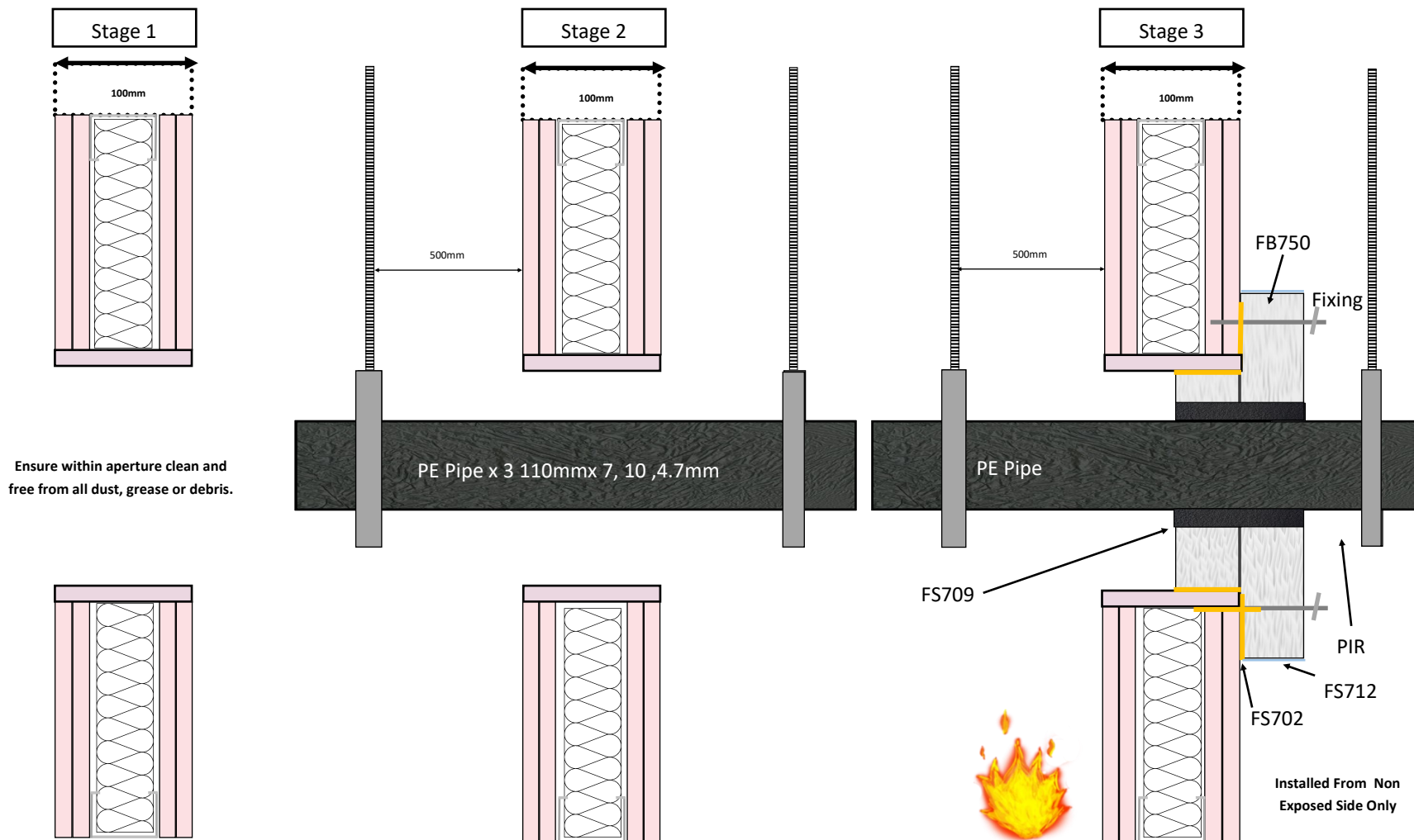
Consult the relevant product ETA or Certification documents for full application instructions

Detail Drawn By : IOM

Failure to adhere to the information shown on this product application sheet or the use of alternative products, may render this detail as not fit for purpose. If Changes are required please contact the Nullifire Technical Department.

Wall Construction : 50x35mm Galvanised C section studs at nominal 600mm centres : 52x35mm U channel head and base track : 2 layers 12.5mm Fireboard Plasterboard to both faces.

Wall Insulation : 100kg/m³ Rock Mineral Fibre, locally removed by 100mm in all directions as required : Detail applicable to Insulated and non insulated partition of an equal or greater overall width.



Tested Detail

EN 1366-3 2009

Report No:WF510091

Seal Ref: A14

Installed from a single side

PIPE Material : PE x 3 Touching

Pipe Diameter :110mm

Pipe Wall Thickness :7mm, 10mm,4.7mm

Wall Classification :EN13501/2

Flexible / Rigid Walls 100mm +

Pipe End Condition :U/C

Seal Classification Fire from both sides

EI 180 (Integrity and Insulation)

E 180 (Integrity Only)

I 180 (Insulation)

Products

Nullifire FB750 Intubatt

Nullifire FS702 Intumastic

Nullifire FS712 Intucoat

Nullifire FS709 HP

Nullifire

Maximum permitted opening size

1100 x 1100mm

Consult the relevant product ETA or Certification documents for full application instructions

Detail Drawn By : IOM

Failure to adhere to the information shown on this product application sheet or the use of alternative products, may render this detail as not fit for purpose. If Changes are required please contact the Nullifire Technical Department.

Application : FB750 : Compressed + Pattress :Overlap to Partition all sides 75mm : Bonded to Partition using FS 702 : Fixings 70mm PB Screws + 25mm Penny Washer at Max 200mm Centres : Max 50mm from Joints.

Application : FS709 : 330 x 130mm square opening within FB750 or Minimum 20mm annular space around : Depth of 709 = 100mm ((or Full depth of FB750)

Application : FS712 : Using a paint brush : Make good any damage to FB750 face and coat all exposed edges liberally. (Screws and Washers are not required to be coated)

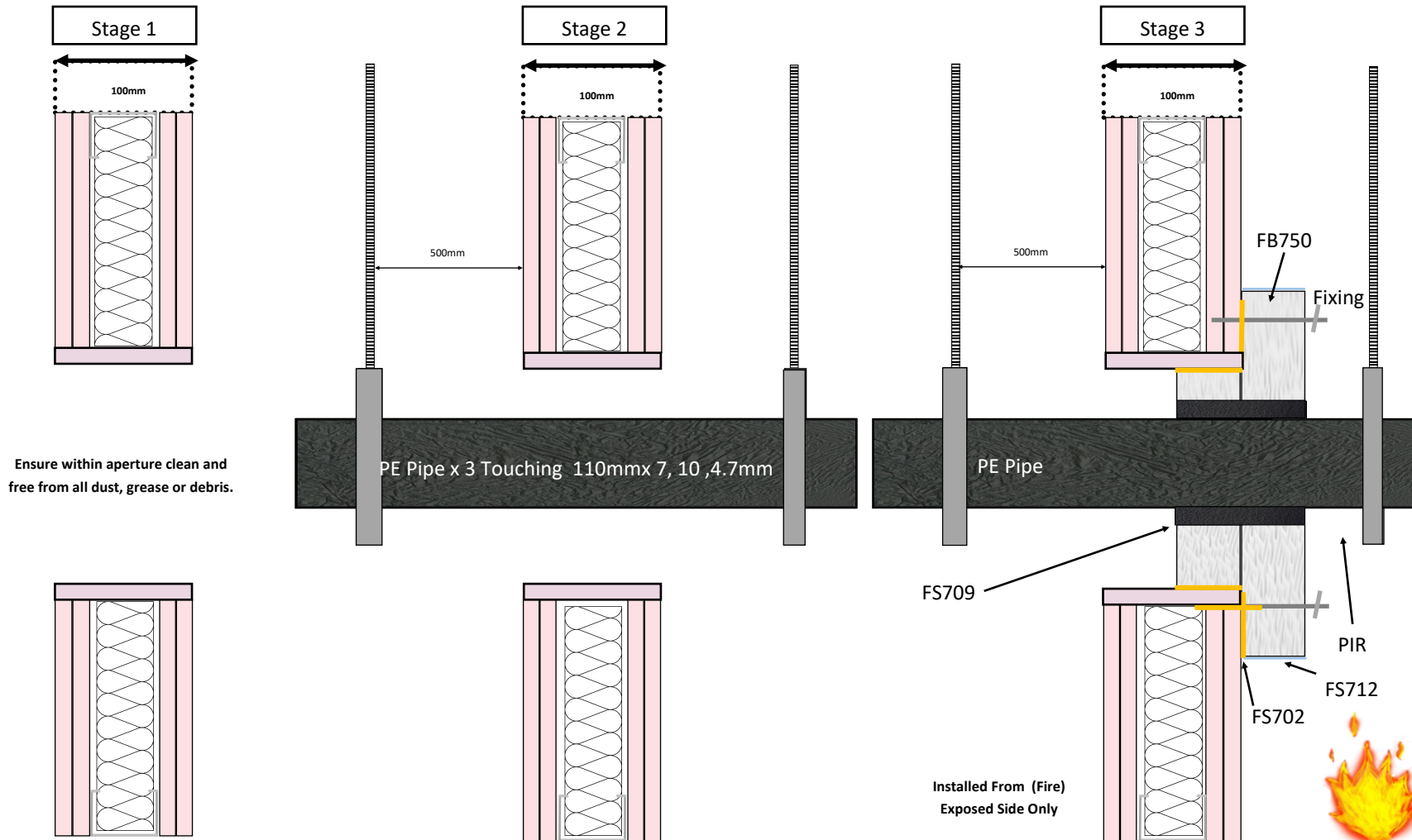
Stage 1 / Ensure Compliant Wall Construction to EN13501/2 , Ensure Overall Wall width is equal to or greater than 100mm: Opening May be :-Framed & Lined

Stage 2 / Ensure service type is applicable to that shown on this document or acceptable under the conditions of the EXAP.

Stage 3 / Construct seal to detail shown on this document : Ensuring EI requirement of compartment or Fire Strategy do not exceed the maximum test classification period shown on this document.

Wall Construction : 50x35mm Galvanised C section studs at nominal 600mm centres : 52x35mm U channel head and base track : 2 layers 12.5mm Fireboard Plasterboard to both faces.

Wall Insulation : 100kg/m³ Rock Mineral Fibre, locally removed by 100mm in all directions as required : Detail applicable to Insulated and non insulated partition of an equal or greater overall width.



Tested Detail

EN 1366-3 2009

Report No:WF510091

Seal Ref: B14

Installed from a single side

PIPE Material : PE x 3 Touching

Pipe Diameter :110mm

Pipe Wall Thickness :7mm, 10mm,4.7mm

Wall Classification :EN13501/2

Flexible / Rigid Walls 100mm +

Pipe End Condition :U/C

Seal Classification Fire from both sides

EI 180 (Integrity and Insulation)

E 180 (Integrity Only)

I 180 (Insulation)

Products

Nullifire FB750 Intubatt

Nullifire FS702 Intumastic

Nullifire FS712 Intucoat

Nullifire FS709 HP

Nullifire

Maximum permitted opening size

1100 x 1100mm

Consult the relevant product ETA or Certification documents for full application instructions

Detail Drawn By : IOM

Failure to adhere to the information shown on this product application sheet or the use of alternative products, may render this detail as not fit for purpose. If Changes are required please contact the Nullifire Technical Department.

Application : FB750 : Compressed + Pattress :Overlap to Partition all sides 75mm : Bonded to Partition using FS 702 : Fixings 70mm PB Screws + 25mm Penny Washer at Max 200mm Centres : Max 50mm from Joints.

Application : FS709 : 330 x 130mm square opening within FB750 or Minimum 20mm annular space around : Depth of 709 = 100mm ((or Full depth of FB750)

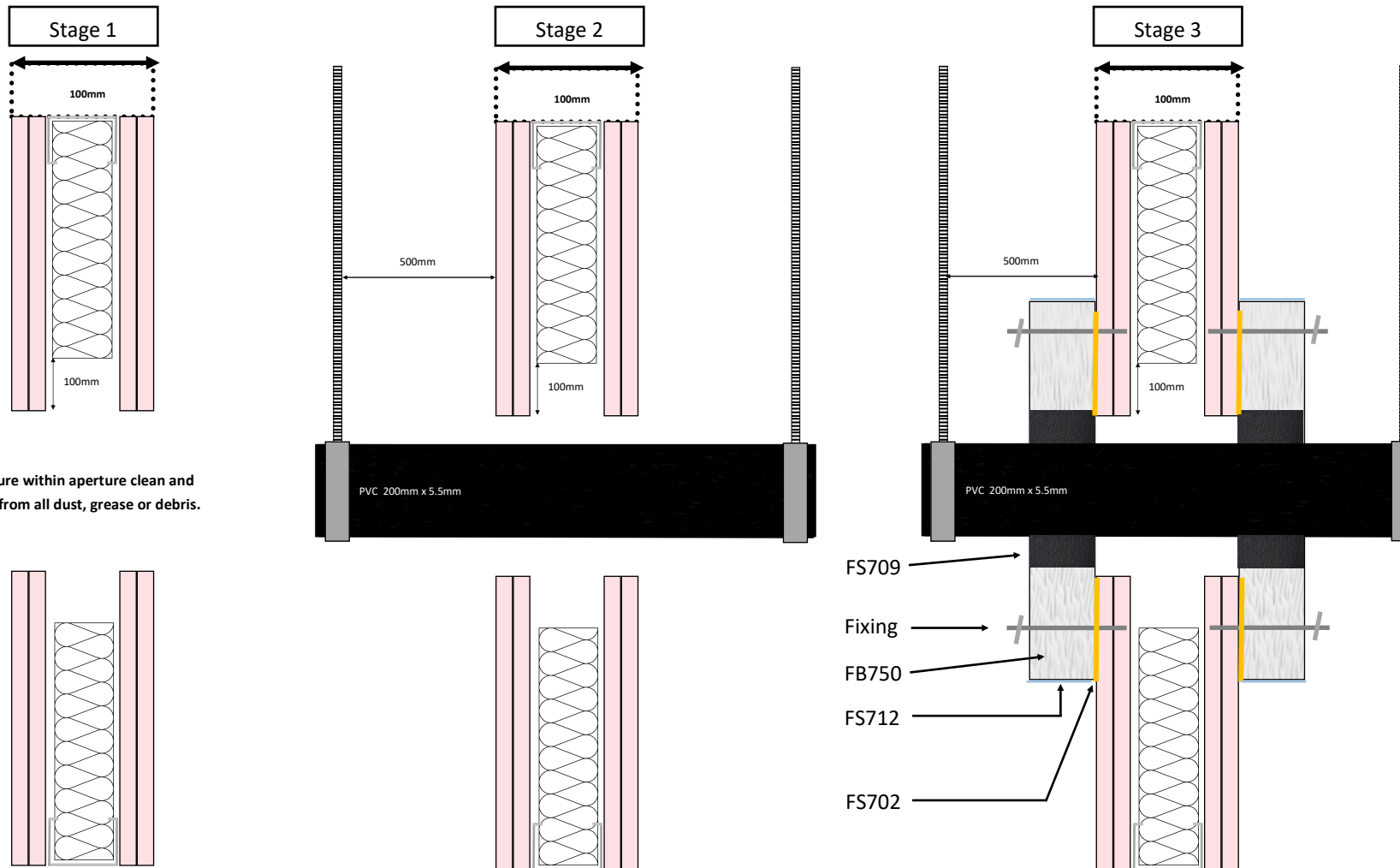
Application : FS712 : Using a paint brush : Make good any damage to FB750 face and coat all exposed edges liberally. (Screws and Washers are not required to be coated)

Stage 1 / Ensure Compliant Wall Construction to EN13501/2 , Ensure Overall Wall width is equal to or greater than 100mm: Opening May be :-Framed & Lined , Framed Only or Unframed and Unlined.

Stage 2 / Ensure service type is applicable to that shown on this document or acceptable under the conditions of the EXAP.

Stage 3 / Construct seal to detail shown on this document : Ensuring EI requirement of compartment or Fire Strategy do not exceed the maximum test classification period shown on this document.

Wall Insulation : 100kg/m3 Rock Mineral Fibre, locally removed by 100mm in all directions as required : Detail applicable to Insulated and non insulated partition of an equal or greater overall width.



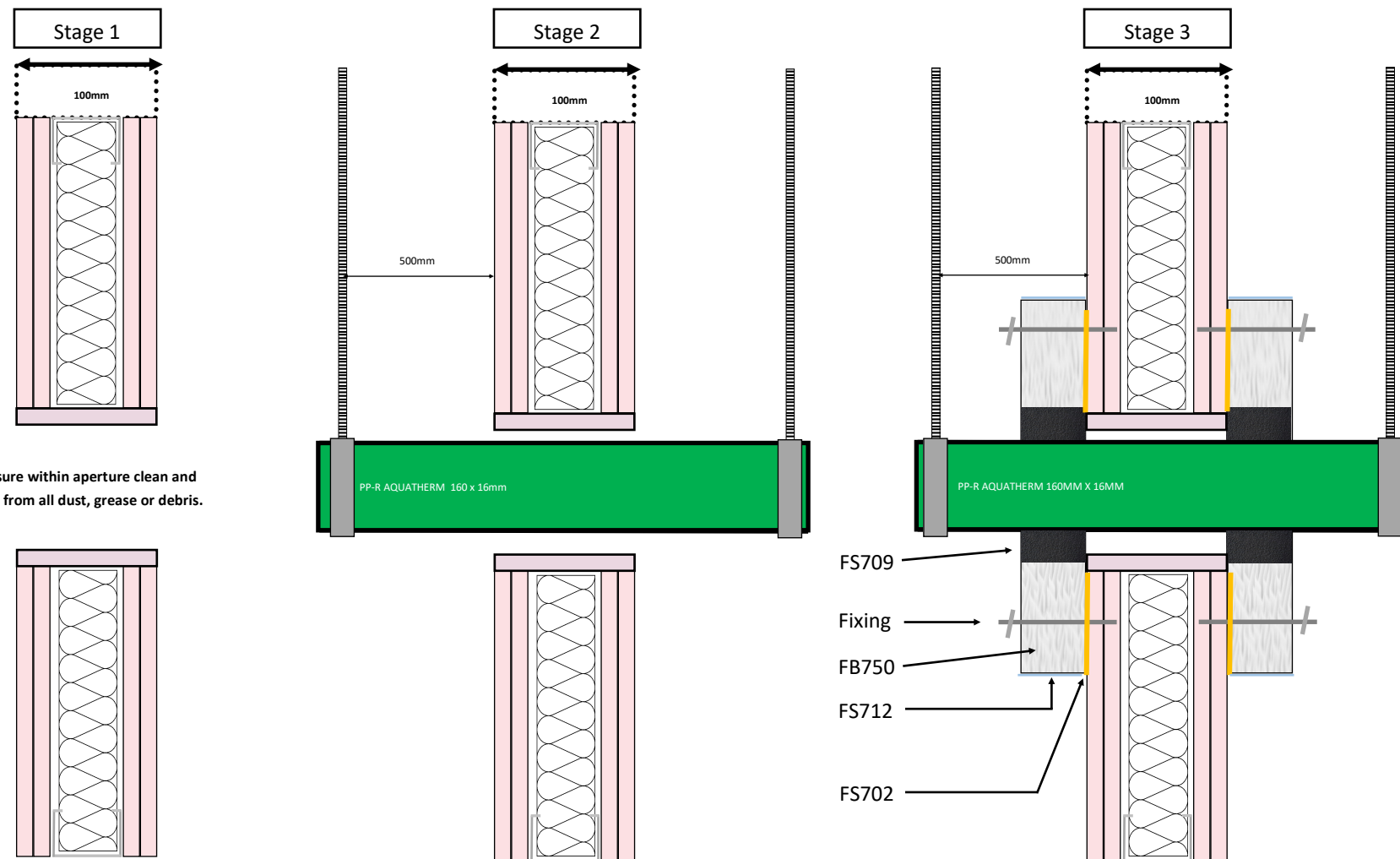
Stage 3 / Construct seal to detail shown on this document : Ensuring EI requirement of compartment or Fire Strategy do not exceed the maximum test classification period shown on this document.

Nulli*fire*****

Failure to adhere to the information shown on this product application sheet or the use of alternative products ,may render this detail as not fit for purpose. If Changes are required please contact the Nullfire Technical Department.

Wall Construction : 50x35mm Galvanised C section studs at nominal 600mm centres : 52x35mm U channel head and base track : 2 layers 12.5mm Fireboard Plasterboard to both faces.

Wall Insulation : 100kg/m3 Rock Mineral Fibre, locally removed by 100mm in all directions as required : Detail applicable to Insulated and non insulated partition of an equal or greater overall width.



Ensure within aperture clean and free from all dust, grease or debris.

Tested Detail

EN 1366-3 2009

Report No:WF510091

Seal Ref: D&F

Pipe Material : PP

Pipe Diameter :200mm OD

Pipe Wall Thickness: 16mm

Wall Classification :EN13501/2

Flexible / Rigid Walls 100mm +

Pipe End Condition :U/C

Seal Classification

EI 180 (Integrity and Insulation)

E 180 (Integrity Only)

I 180 (Insulation)

Products

Nullifire FB750 Intubatt

Nullifire FS702 Intumastic

Nullifire FS712 Intucoat

Nullifire FS709 HP

Nullifire

Maximum permitted opening size

2600 x 1050mm

Consult the relevant product ETA or Certification documents for full application instructions

Detail Drawn By : IOM

Failure to adhere to the information shown on this product application sheet or the use of alternative products, may render this detail as not fit for purpose. If Changes are required please contact the Nullifire Technical Department.

Application : FB750 : Minimum Overlap to Partition all sides 75mm : Bonded to Partition using FS 702 : Fixings 70mm PB Screws + 25mm Penny Washer at Max 200mm Centres : Max 50mm from Joint.

Application : FS709 : 220 x 220mm square opening within FB750 or Minimum 30mm annular space around : Depth of 709 = 50mm ((Full depth of FB750) No Backer required))

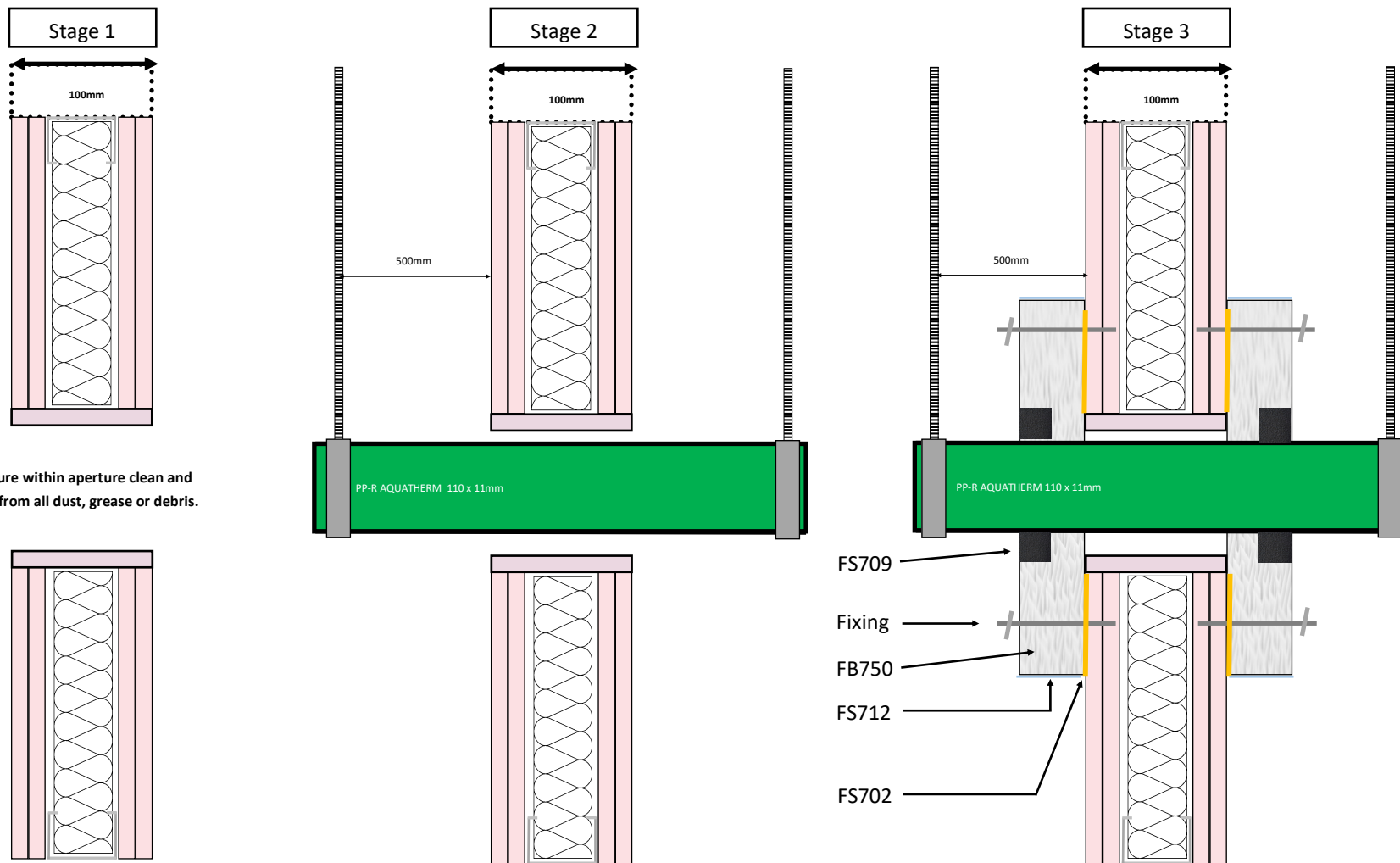
Application : FS712 : Using a paint brush : Make good any damage to FB750 face and coat all cut edges liberally. (Screws and Washers are not required to be coated)

Stage 1 / Ensure Compliant Wall Construction to EN13501/2 , Ensure Overall Wall width is equal to or greater than 100mm: Opening May be :-Framed & Lined Only

Stage 2 / Ensure service type is applicable to that shown on this document or acceptable under the conditions of the EXAP.

Stage 3 / Construct seal to detail shown on this document : Ensuring EI requirement of compartment or Fire Strategy do not exceed the maximum test classification period shown on this document.

Wall Insulation : 100kg/m³ Rock Mineral Fibre, locally removed by 100mm in all directions as required : Detail applicable to Insulated and non insulated partition of an equal or greater overall width.



Application : FS712 : Using a paint brush : Make good any damage to FB750 face and coat all cut edges liberally. (Screws and Washers are not required to be coated)

Stage 3 / Construct seal to detail shown on this document : Ensuring EI requirement of compartment or Fire Strategy do not exceed the maximum test classification period shown on this document.

Seal Ref: E

Pipe Wall Thickness: 11mm

Flexible / Rigid Walls 100mm +

Pipe End Condition :U/C

E 180 (Integrity Only)

I 180 (Insulation)

Nullifire FS702 Intumastic

Nullifire FS709 HP

Nullifire

Maximum permitted opening size

2600 x 1050mm

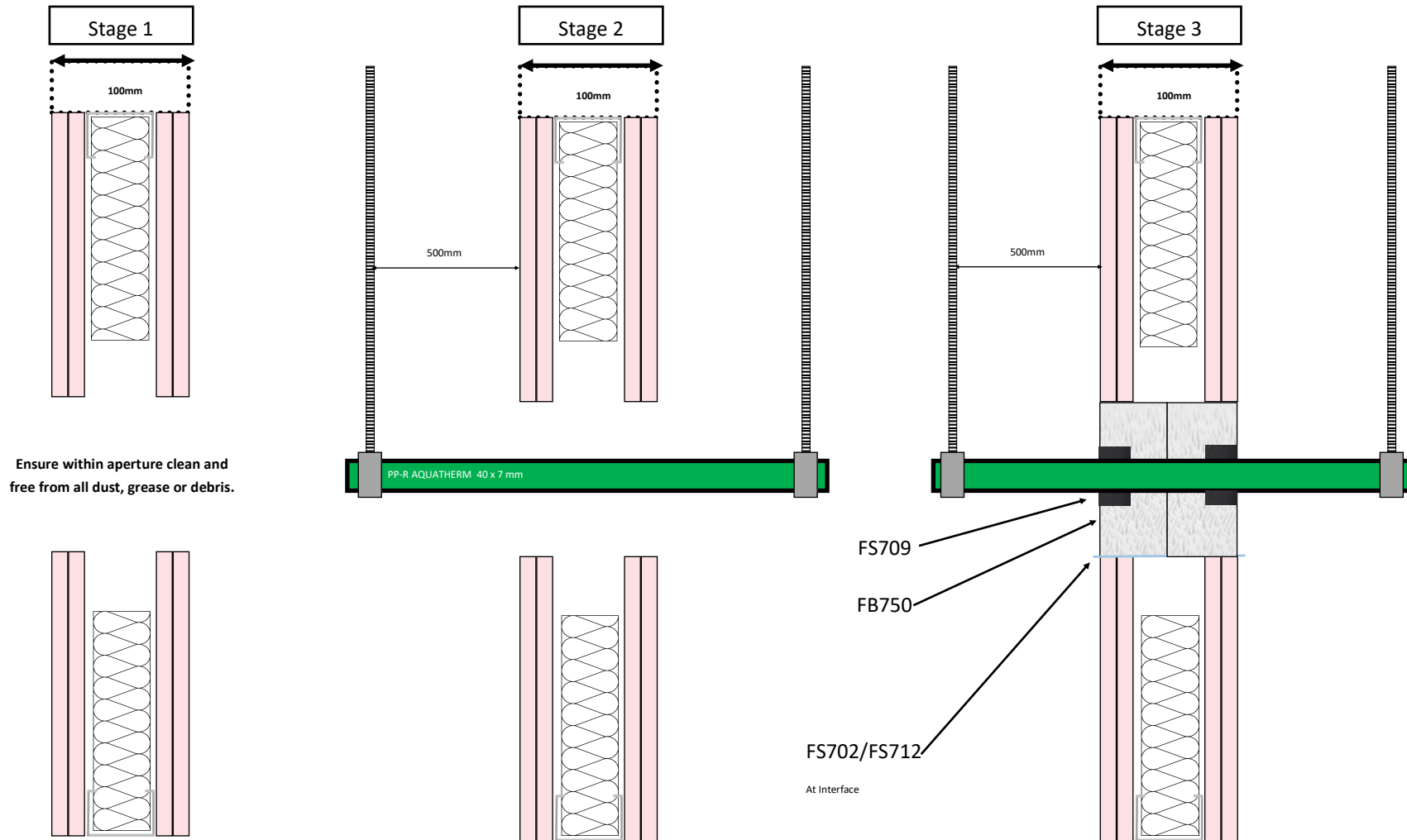
Consult the relevant product ETA or Certification documents for full application instructions

Detail Drawn By : IOM

Failure to adhere to the information shown on this product application sheet or the use of alternative products ,may render this detail as not fit for purpose. If Changes are required please contact the Nullfire Technical Department.

Wall Construction : 50x35mm Galvanised C section studs at nominal 600mm centres : 52x35mm U channel head and base track : 2 layers 12.5mm Fireboard Plasterboard to both faces.

Wall Insulation : 100kg/m³ Rock Mineral Fibre, locally removed by 100mm in all directions as required : Detail applicable to Insulated and non insulated partition of an equal or greater overall width.



Application : FB750 : Compressed (Cut oversize 2-3mm) : Bonded within Partition using FS 702 or FS 712

Application : FS709 : 80 x 80mm square opening within FB750 or Minimum 20mm annular space around : Depth of FS709 = 25mm, opening cut out from the FB750 as shown.

Application : FS712 : Using a paint brush : Make good any damage to FB750 face and coat all cut edges liberally.

Stage 1 / Ensure Compliant Wall Construction to EN13501/2 , Ensure Overall Wall width is equal to or greater than 100mm: Opening May be :-Framed & Lined Only, Framed Only or Unframed Unlined.

Stage 2 / Ensure service type is applicable to that shown on this document or acceptable under the conditions of the EXAP.

Stage 3 / Construct seal to detail shown on this document : Ensuring EI requirement of compartment or Fire Strategy do not exceed the maximum test classification period shown on this document.

Tested Detail

EN 1366-3 2009

Report No:WF510091

Seal Ref: H&L EXAP

Pipe Material : PP

Pipe Diameter :40mm OD

Pipe Wall Thickness: 7mm

Wall Classification :EN13501/2

Flexible / Rigid Walls 100mm +

Pipe End Condition :U/C

Seal Classification

EI 120 (Integrity and Insulation)

E 180 (Integrity Only)

I 120 (Insulation)

Products

Nullifire FB750 Intubatt

Nullifire FS702 Intumastic

Nullifire FS712 Intucoat

Nullifire FS709 HP

Nullifire

Maximum permitted opening size

2600 x 1050mm

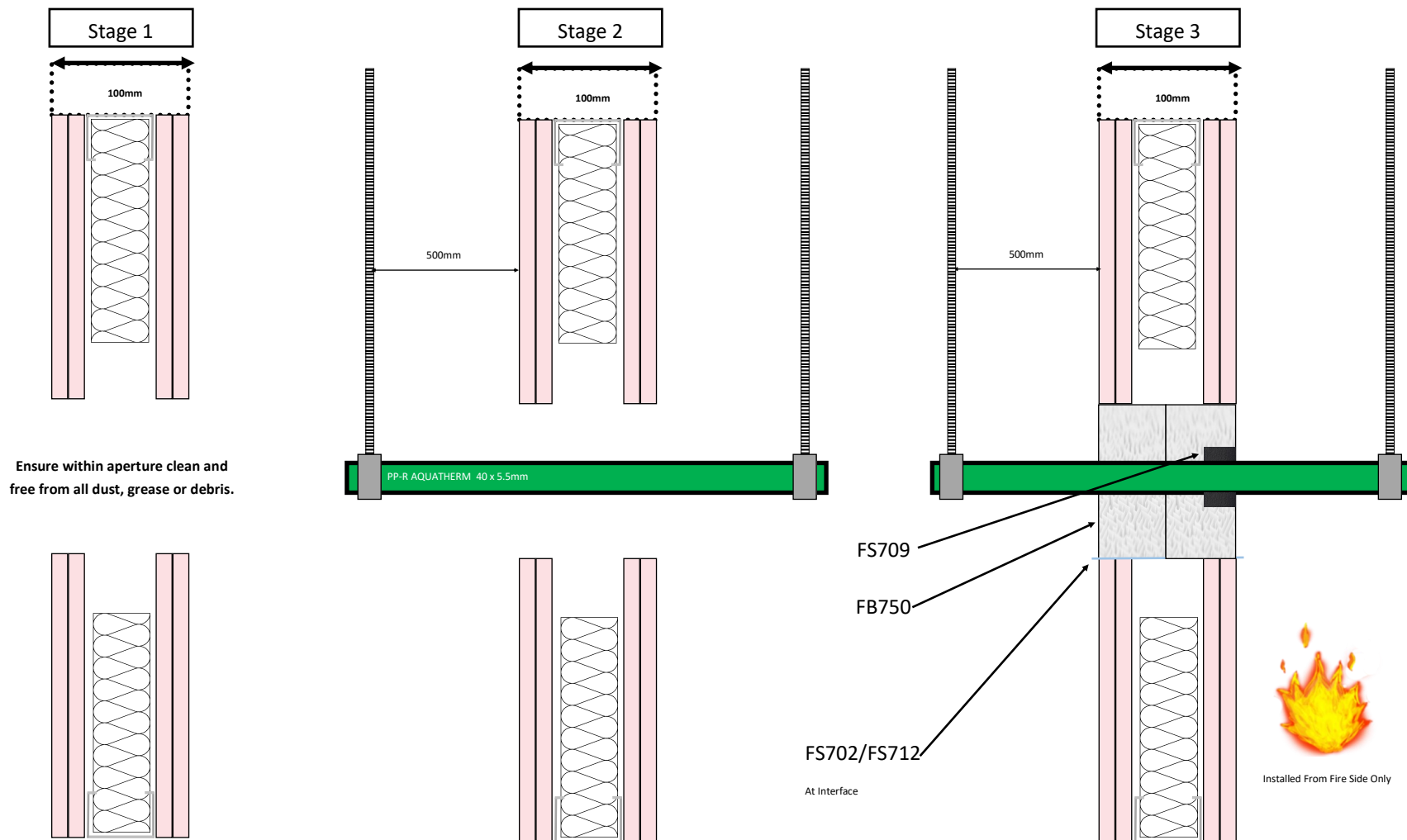
Consult the relevant product ETA or Certification documents for full application instructions

Detail Drawn By : IOM

Failure to adhere to the information shown on this product application sheet or the use of alternative products, may render this detail as not fit for purpose. If Changes are required please contact the Nullifire Technical Department.

Wall Construction : 50x35mm Galvanised C section studs at nominal 600mm centres : 52x35mm U channel head and base track : 2 layers 12.5mm Fireboard Plasterboard to both faces.

Wall Insulation : 100kg/m3 Rock Mineral Fibre, locally removed by 100mm in all directions as required : Detail applicable to Insulated and non insulated partition of an equal or greater overall width.



Tested Detail

EN 1366-3 2009

Report No:WF510091

Seal Ref: L

Single Side Access

Pipe Material : PP

Pipe Diameter :40mm OD

Pipe Wall Thickness: 5.5mm

Wall Classification :EN13501/2

Flexible / Rigid Walls 100mm +

Pipe End Condition :U/C

Seal Classification

EI 180 (Integrity and Insulation)

E 180 (Integrity Only)

I 180 (Insulation)

Products

Nullifire FB750 Intubatt

Nullifire FS702 Intumastic

Nullifire FS712 Intucoat

Nullifire FS709 HP

Nullifire

Maximum permitted opening size

2600 x 1050mm

Consult the relevant product ETA or Certification documents for full application instructions

Detail Drawn By : IOM

Failure to adhere to the information shown on this product application sheet or the use of alternative products, may render this detail as not fit for purpose. If Changes are required please contact the Nullifire Technical Department.

Application : FB750 : Compressed (Cut oversize 2-3mm) : Bonded within Partition using FS 702 or FS 712 : Single side access installation possible : Classification EI 120 E 180 I 120, if fire risk is from both sides.

Application : FS709 : 80 x 80mm square opening within FB750 or Minimum 20mm annular space around : Depth of FS709 = 25mm, opening cut out from the FB750 as shown.

Application : FS712 : Using a paint brush : Make good any damage to FB750 face and coat all cut edges liberally.

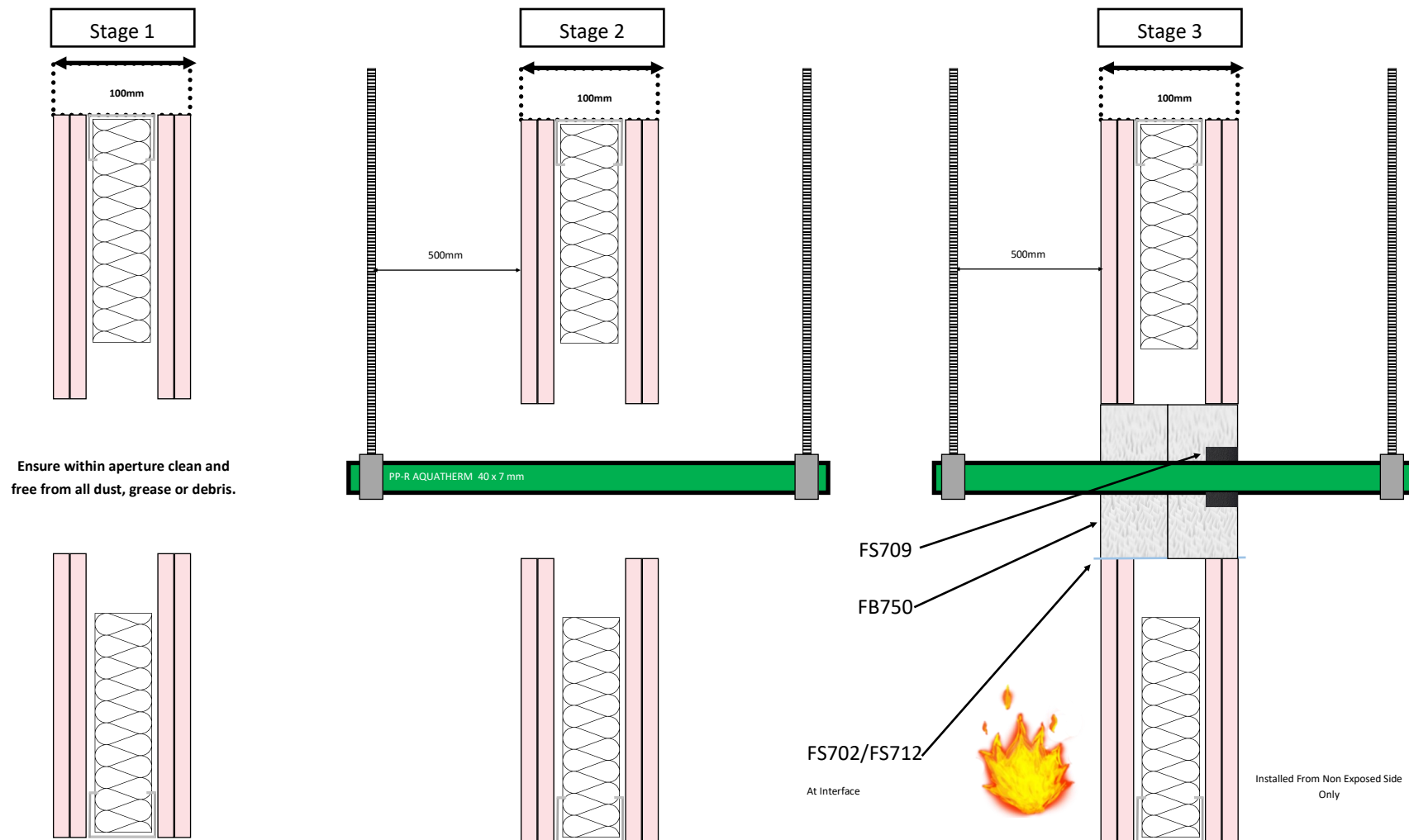
Stage 1 / Ensure Compliant Wall Construction to EN13501/2 , Ensure Overall Wall width is equal to or greater than 100mm: Opening May be :-Framed & Lined Only, Framed Only or Unframed Unlined.

Stage 2 / Ensure service type is applicable to that shown on this document or acceptable under the conditions of the EXAP.

Stage 3 / Construct seal to detail shown on this document : Ensuring EI requirement of compartment or Fire Strategy do not exceed the maximum test classification period shown on this document.

Wall Construction : 50x35mm Galvanised C section studs at nominal 600mm centres : 52x35mm U channel head and base track : 2 layers 12.5mm Fireboard Plasterboard to both faces.

Wall Insulation : 100kg/m³ Rock Mineral Fibre, locally removed by 100mm in all directions as required : Detail applicable to Insulated and non insulated partition of an equal or greater overall width.



Tested Detail

EN 1366-3 2009

Report No:WF510091

Seal Ref: L

Single Side Access

Pipe Material : PP

Pipe Diameter :40mm OD

Pipe Wall Thickness: 5.5—07mm

Wall Classification :EN13501/2

Flexible / Rigid Walls 100mm +

Pipe End Condition :U/C

Seal Classification

EI 120 (Integrity and Insulation)

E 180 (Integrity Only)

I 165 (Insulation)

Products

Nullifire FB750 Intubatt

Nullifire FS702 Intumastic

Nullifire FS712 Intucoat

Nullifire FS709 HP

Nullifire

Maximum permitted opening size

2600 x 1050mm

Consult the relevant product ETA or Certification documents for full application instructions

Detail Drawn By : IOM

Failure to adhere to the information shown on this product application sheet or the use of alternative products, may render this detail as not fit for purpose. If Changes are required please contact the Nullifire Technical Department.

Application : FB750 : Compressed (Cut oversize 2-3mm) : Bonded within Partition using FS 702 or FS 712 : Single side access installation possible : Classification EI 120 if fire risk is from both sides.

Application : FS709 : 80 x 80mm square opening within FB750 or Minimum 20mm annular space around : Depth of FS709 = 25mm, opening cut out from the FB750 as shown.

Application : FS712 : Using a paint brush : Make good any damage to FB750 face and coat all cut edges liberally.

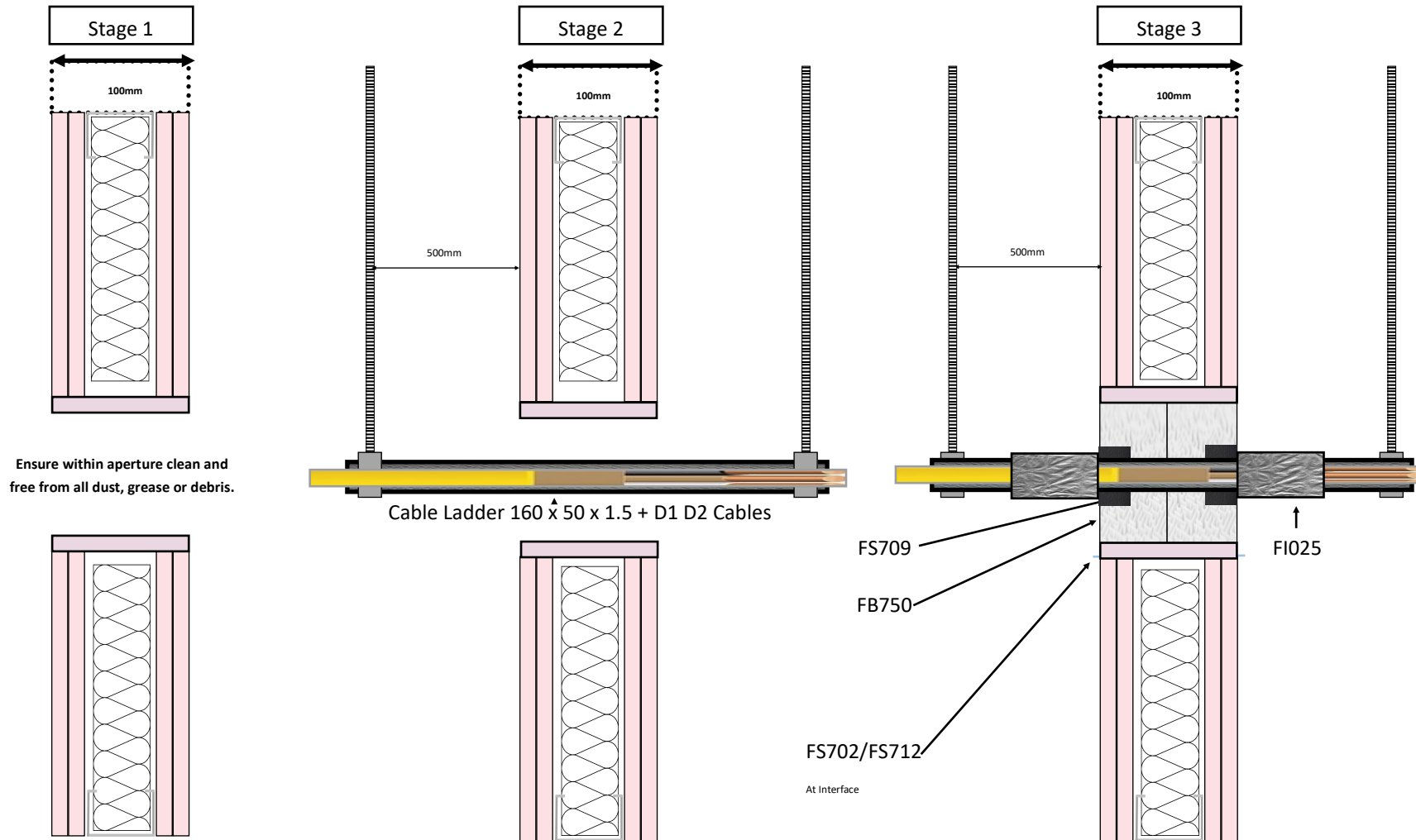
Stage 1 / Ensure Compliant Wall Construction to EN13501/2 , Ensure Overall Wall width is equal to or greater than 100mm: Opening May be :-Framed & Lined Only, Framed Only or Unframed Unlined.

Stage 2 / Ensure service type is applicable to that shown on this document or acceptable under the conditions of the EXAP.

Stage 3 / Construct seal to detail shown on this document : Ensuring EI requirement of compartment or Fire Strategy do not exceed the maximum test classification period shown on this document.

Wall Construction : 50x35mm Galvanised C section studs at nominal 600mm centres : 52x35mm U channel head and base track : 2 layers 12.5mm Fireboard Plasterboard to both faces.

Wall Insulation : 100kg/m³ Rock Mineral Fibre, locally removed by 100mm in all directions as required : Detail applicable to Insulated and non insulated partition of an equal or greater overall width.



Tested Detail

EN 1366-3 2009

Report No:WF510091

Seal Ref: I&K EXAP

Cables : D1 + D2

Cable Carrier : 160 x 50 x 1.5mm

Cable Diameters 80mm + 60mm

Wall Classification : EN13501/2

Flexible / Rigid Walls 100mm +

Pipe End Condition : N/A

Seal Classification

EI 120 (Integrity and Insulation)

E 180 (Integrity Only)

I 120 (Insulation)

Products

Nullifire FB750 Intubatt

Nullifire FS702 Intumastic

Nullifire FS712 Intucoat

Nullifire FS709 HP

Nullifire FI025 1 layer 1 row

Nullifire

Maximum permitted opening size

2600 x 1050mm

Consult the relevant product ETA or Certification documents for full application instructions

Detail Drawn By : IOM

Failure to adhere to the information shown on this product application sheet or the use of alternative products, may render this detail as not fit for purpose. If changes are required please contact the Nullifire Technical Department.

Application : FB750 : Compressed (Cut oversize 2-3mm) : Bonded within Partition using FS 702 or FS 712

Application : FS709 : 170 x 60 rectangular opening within FB750 or Minimum 20mm annular space around : Depth of FS709 = 25mm, opening cut out from the FB750 as shown.

Application : FS712 : Using a paint brush : Make good any damage to FB750 face and coat all cut edges liberally.

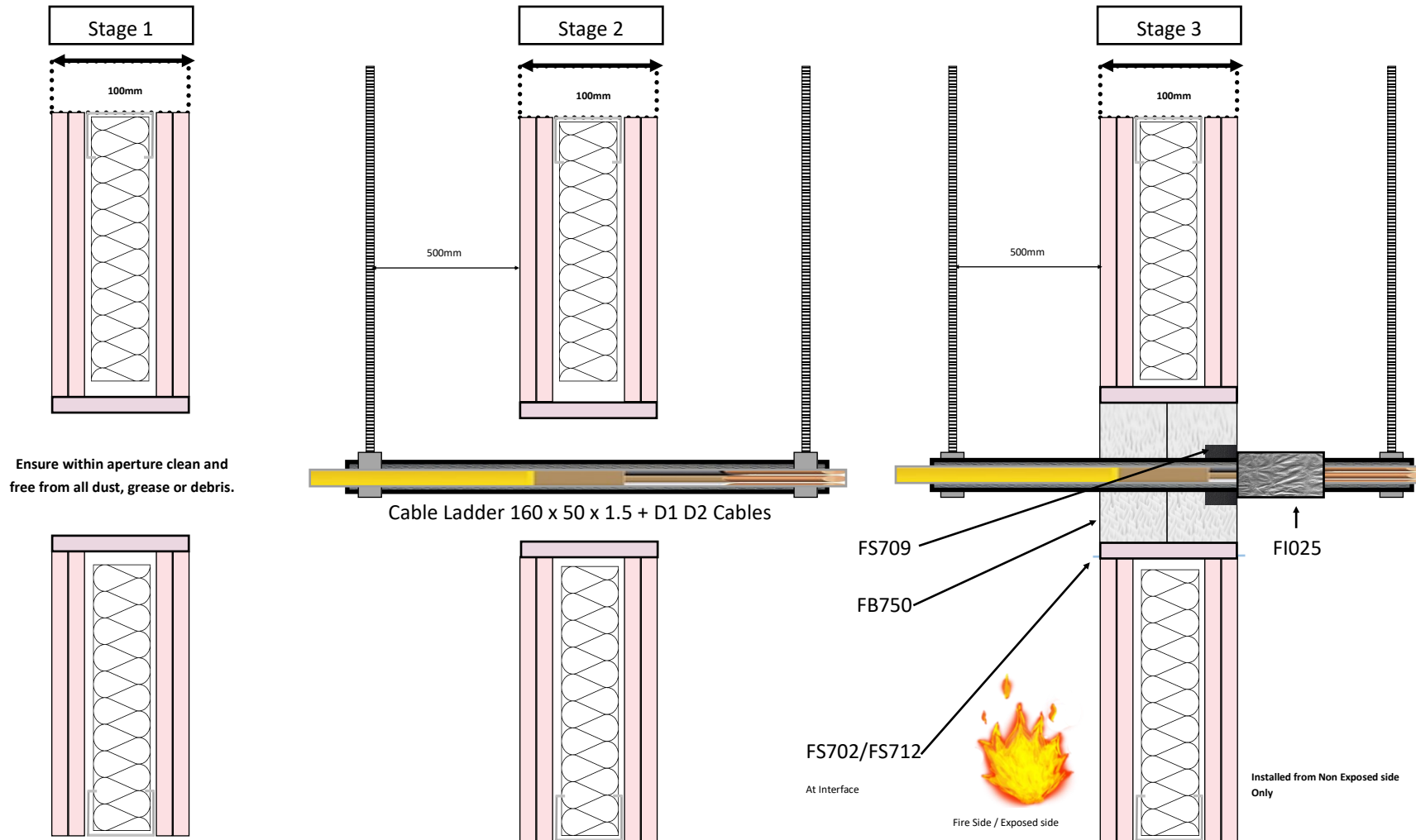
Stage 1 / Ensure Compliant Wall Construction to EN13501/2, Ensure Overall Wall width is equal to or greater than 100mm: Opening May be :-Framed & Lined Only.

Stage 2 / Ensure service type is applicable to that shown on this document or acceptable under the conditions of the EXAP.

Stage 3 / Construct seal to detail shown on this document : Ensuring EI requirement of compartment or Fire Strategy do not exceed the maximum test classification period shown on this document.

Wall Construction : 50x35mm Galvanised C section studs at nominal 600mm centres : 52x35mm U channel head and base track : 2 layers 12.5mm Fireboard Plasterboard to both faces.

Wall Insulation : 100kg/m3 Rock Mineral Fibre, locally removed by 100mm in all directions as required : Detail applicable to Insulated and non insulated partition of an equal or greater overall width.



Tested Detail

EN 1366-3 2009

Report No:WF510091

Seal Ref: I

Single Side Access Detail

Cables : D1 + D2

Cable Carrier : 160 x 50 x 1.5mm

Cable Diameters 80mm + 60mm

Wall Classification : EN13501/2

Flexible / Rigid Walls 100mm +

Pipe End Condition : N/A

Seal Classification

EI 180 (Integrity and Insulation)

E 180 (Integrity Only)

I 180 (Insulation)

Products

Nullifire FB750 Intubatt

Nullifire FS702 Intumastic

Nullifire FS712 Intucoat

Nullifire FS709 HP

Nullifire FI025 1 layer 1 row

Nullifire

Maximum permitted opening size

2600 x 1050mm

Consult the relevant product ETA or Certification documents for full application instructions

Detail Drawn By : IOM

Failure to adhere to the information shown on this product application sheet or the use of alternative products, may render this detail as not fit for purpose. If changes are required please contact the Nullifire Technical Department.

Application : FB750 : Compressed (Cut oversize 2-3mm) : Bonded within Partition using FS 702 or FS 712 : Maybe installed from a single side: Classification shown reduce to E 180 I 120 if Fire Risk from Both Sides.

Application : FS709 : 170 x 60 rectangular opening within FB750 or Minimum 20mm annular space around : Depth of FS709 = 25mm, opening cut out from the FB750 as shown.

Application : FS712 : Using a paint brush : Make good any damage to FB750 face and coat all cut edges liberally.

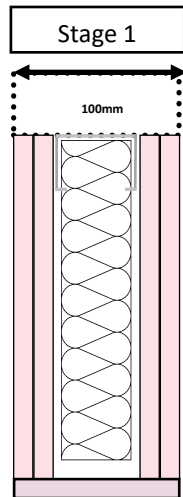
Stage 1 / Ensure Compliant Wall Construction to EN13501/2 , Ensure Overall Wall width is equal to or greater than 100mm: Opening May be :-Framed & Lined Only.

Stage 2 / Ensure service type is applicable to that shown on this document or acceptable under the conditions of the EXAP.

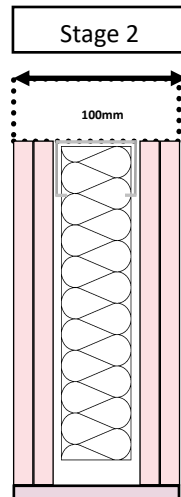
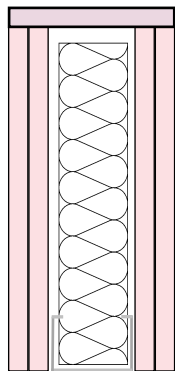
Stage 3 / Construct seal to detail shown on this document : Ensuring EI requirement of compartment or Fire Strategy do not exceed the maximum test classification period shown on this document.

Wall Construction : 50x35mm Galvanised C section studs at nominal 600mm centres : 52x35mm U channel head and base track : 2 layers 12.5mm Fireboard Plasterboard to both faces.

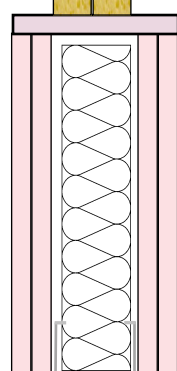
Wall Insulation : 100kg/m³ Rock Mineral Fibre, locally removed by 100mm in all directions as required : Detail applicable to Insulated and non insulated partition of an equal or greater overall width.



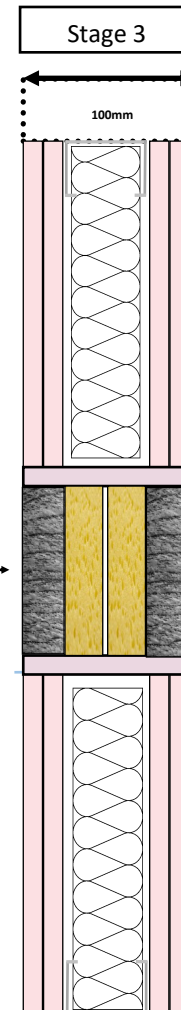
Ensure within aperture clean and free from all dust, grease or debris.



Install combustible / non combustible backing material



FS709 25mm Depth →



Tested Detail

EN 1366-3 2009

Report No:WF510091

Seal Ref: J

Seal Type : Blank

Seal Dimensions : 200 x 200mm

Backing Material : 33kg RF

Wall Classification : EN13501/2

Flexible / Rigid Walls 100mm +

Seal Classification

EI 180 (Integrity and Insulation)

E 180 (Integrity Only)

I 180 (Insulation)

Products

Nullifire FS709 HP

PE Backer / RF Backer Material

Nullifire

Maximum permitted opening size

200 x 200mm

Consult the relevant product ETA or Certification documents for full application instructions

Detail Drawn By : IOM

Application : Backer: Insert suitable backer material centrally, leaving a minimum 25mm space to each side (The Central Air Space may be increased on wider partitions)

Application : FS709 : Fill remain space to each side with a minimum depth of 25mm (The depth of fill may be increased but not decreased)

Application : FS709 : Tool of to a professional Finish using a wetted trowel or smoothing implement.

Stage 1 / Ensure Compliant Wall Construction to EN13501/2 , Ensure Overall Wall width is equal to or greater than 100mm: Opening May be :-Framed & Lined Only.

Stage 2 / Ensure no service is evident and a blank seal is required : Install Backing material.

Stage 3 / Construct seal to detail shown on this document : Ensuring EI requirement of compartment or Fire Strategy do not exceed the maximum test classification period shown on this document.

Failure to adhere to the information shown on this product application sheet or the use of alternative products ,may render this detail as not fit for purpose. If Changes are required please contact the Nullifire Technical Department.